
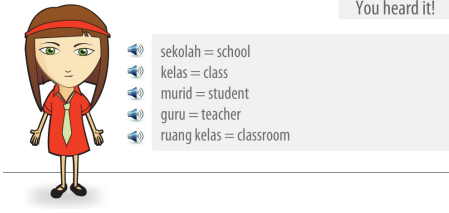

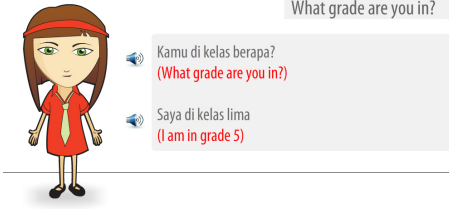

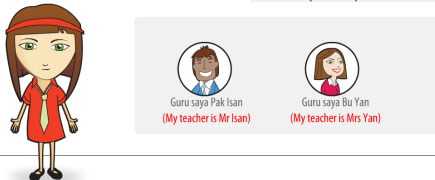
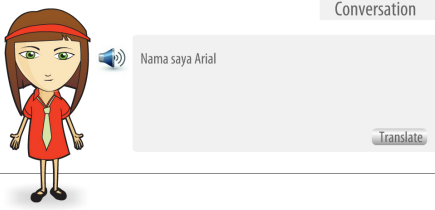


Bahasa Indonesia

Lesson Focus	Slide	Content	Activities
<p>Covers 3.U.L.1 3.U.L.2 3.M.LC.2</p> <p>In this lesson the students will need prior knowledge of the numbers 1 – 20 (or a number chart).</p> <p>In some cases the prefix “ber” is put in front of a word to mean “to” or give the associated action. e.g sekolah = school bersekolah = go to school sepeda = bike bersepeda = go by bike olahraga = sport berolahraga = play sport</p>		<p>Ruben introduces unit Stage Three Unit, All about me, My School</p>	
		<p>sekolah = school kelas = class murid = student guru = teacher ruang kelas = classroom</p>	<p>Click the speaker to hear the words in Indonesian</p>
		<p>Q. Kamu (you) bersekolah (go to school) di mana (where)? = Where do you go to school? A. Saya bersekolah di... = I go to...</p>	<p>Click the speaker to hear the sentences in Indonesian</p> <p>Listen to and practise the question and response. Then try it yourself with a partner using the name of your school at the end of the sentence.</p>
		<p>Q. Kamu di kelas berapa? = What grade are you in? A. Saya di kelas lima = I am in grade 5</p>	<p>Click the speaker to hear the sentences in Indonesian</p> <p>Listen to and practise the question and response. Then try it yourself with a partner. If you are in Year 6, use the word “enam”.</p>

Bahasa Indonesia

Lesson Focus	Slide	Content	Activities
		<p>saya di kelas lima = I am in grade five saya di kelas tiga = I am in grade three saya di kelas enam = I am in grade six saya di kelas dua = I am in grade two saya di kelas empat = I am in grade four saya di kelas satu = I am in grade one</p>	<p>Drag the character to the correct target. The Indonesian sentence will play when you release. It will snap in position if it is in the correct spot.</p>
		<ol style="list-style-type: none"> 1. Guru saya Pak Isan. (My teacher is Mr Isan.) 2. Guru saya Bu Yan. (My teacher is Mrs Yan.) 	<p>Click on the pictures to hear the words in Indonesian.</p>
		<ol style="list-style-type: none"> 1. Nama saya Arial. (My name is Arial.) 2. Di kelas saya ada dua puluh murid. (In my class there are 20 students.) 3. Guru saya Pak Williams. (My teacher is Mr Williams.) 4. Saya bersekolah di St Paul's. (I go to St Paul's.) 5. Saya di kelas lima. (I am in grade 5.) 	<p>Click the speaker to hear Arial speak the words in Indonesian. Click the translate button to see the English translation and click the next button to progress through.</p>