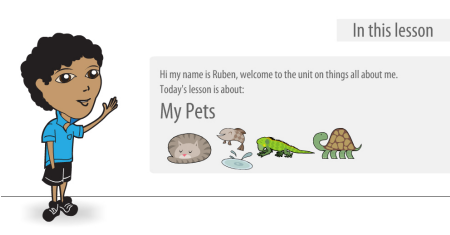

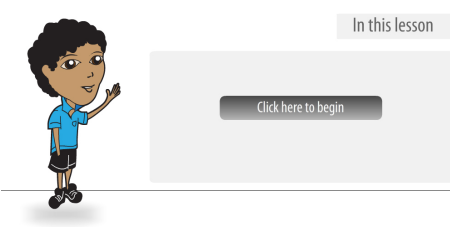
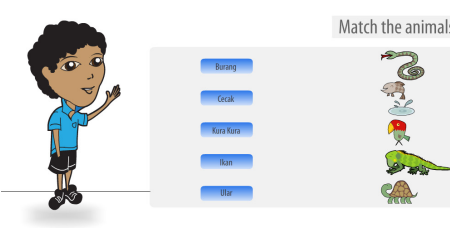
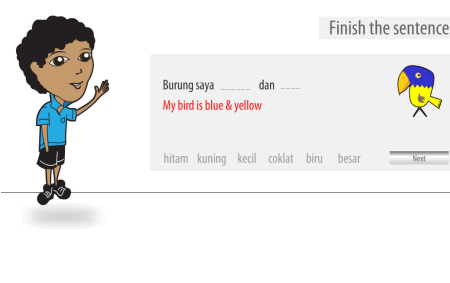

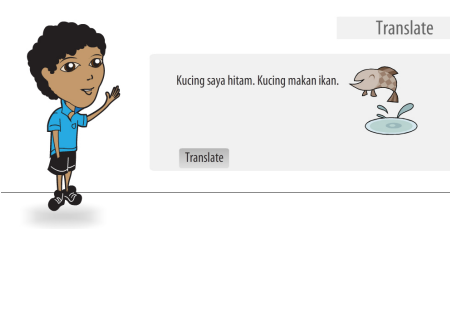


Lesson Focus	Slide	Content	Activities
<p>Covers 3.U.L.1 3.U.L.2 3.U.L.4 3.M.L.C.1</p> <p>The word for animal is “binatang”. It is also used when talking about pets.</p> <p>“Punya” is a shortened form of mempunyai, which means to have or own.</p> <p>Revision: dan = and “c” makes a “ch sound.</p>		<p>Ruben introduces unit Stage Three Unit, All about me - My Animals</p>	
		<p>1. Apakah kamu punya binatang? (Do you have a animal?)</p> <p>2. Ya</p> <p>1. Kamu pelihara binatang apa? (What animal do you have?)</p> <p>2. Saya pelihara ikan. (I have a fish)</p>	<p>Click on the characters to hear them speak the lines in Indonesian</p>
		<p>dog – anjing cat – kucing mouse – tikus rabbit – kelinci horse – kuda</p>	<p>Flip the cards two at a time when you match a pair they will disappear</p>
		<p>bird - burung fish - ikan lizard - cecak turtle – kura kura snake - ular</p>	<p>Click on the animal and then on the Indonesian word for it. When you get a match a line will link them.</p>

Lesson Focus	Slide	Content	Activities
		<ol style="list-style-type: none"> 1. Burung saya biru dan kuning (My bird is blue and yellow) 2. Kura-kura saya kecil dan coklat (My turtle is small and brown) 3. Anjing saya besar, coklat dan hitam (My dog is big, brown and black) 	<p>Drag the appropriate word to the Indonesian sentence. It will snap in place when correct.</p>
		<p>makan = eat udang = prawns roti = bread daging = meat rumpat = grass kumbang = beetle</p>	<p>Listen to and practice the words</p>
		<ol style="list-style-type: none"> 1. Kucing saya hitam. Kucing saya makan ikan. (My cat is black. My cat eats fish) 2. Ular saya kuning dan hitam. Ularitu makan tikus. (My snake is yellow and black. My snake eats mice). 	<p>Click the speaker to hear the sentence in Indonesian. Click translate and next to see the English translation</p>