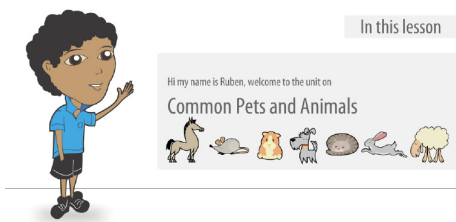
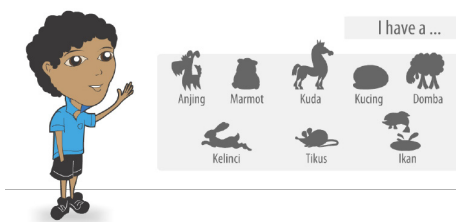


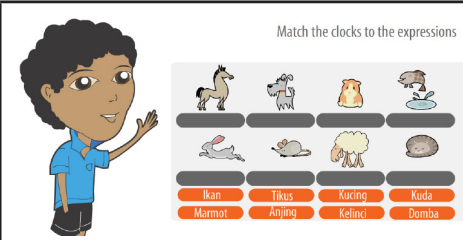


Bahasa Indonesia

Lesson Focus	Slide	Content	Activities
<p>Covers 3.UL.1 3.UL.2 3.UL.4 3.MLC.1</p> <p>Many unique and amazing animals live in the rainforests (hutan) of Indonesia.</p> <p>The best known of these include the orang-utan (which means “people of the forest”) tigers, elephants and the rhinoceros.</p> <p>Other animals include the kancil (a type of deer) crocodiles and many species of birds.</p>		<p>Ruben introduces unit</p> <p>Stage Three Unit, Animals- Wild Animals</p>	
<p>Remember when describing something in Indonesian the adjectives will come after the noun.</p> <p>Tikus (mouse) kecil (small) abu abu (grey) dan (and) cepat (fast)</p> <p>Notice commas are not used</p>		<p>Saya punya = I have. . .</p> <p>Saya punya tikus = I have a mouse.</p> <p>Anjing =dog kucing =cat</p> <p>Ikan = fish kuda = horse</p> <p>Kelinci = rabbit Marmot = guinea pig</p>	<p>Before showing this slide, make a list of some animals people keep as pets. Use an Indonesian dictionary or prior knowledge to find the translation then practise the animals’ name’ shown.</p>
		<p>Kamu = you binatang = animal</p> <p>Do you have an animal ?</p> <p>(Kamu punya binatang ?)</p> <p>Ya. Saya punya = Yes. I have. . .</p> <p>Tidak = No</p>	<p>Click on the person on the slide to hear the question? Choose some students to respond.</p> <p>Eg Kamu punya binatang?</p> <p>Ya. Saya punya ikan.</p>
		<p>Kamu punya domba?</p> <p>Tidak. Saya tidak domba.</p> <p>Tetapi saya punya kuda.</p>	<p>Practise the conversation.</p>

Bahasa Indonesia

Lesson Focus	Slide	Content	Activities
		Page displays pictures of animals with a range of possible names.	Drag the correct name to the space below the animal.