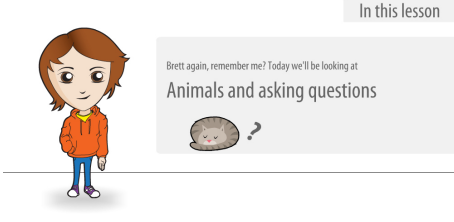

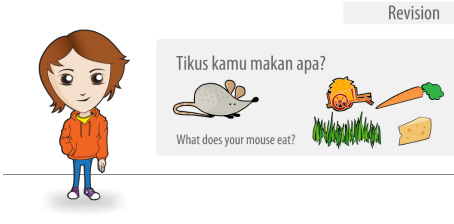
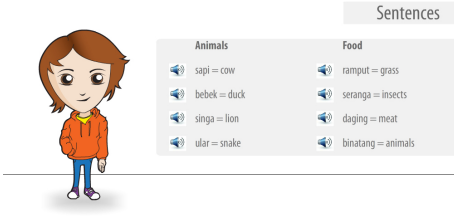


Lesson Focus	Slide	Content	Activities
<p>Covers 3.U.1 3.U.2 3.U.3 3.U.4 3.MLC.2</p> <p>Indonesian sentences do not follow the same structure as English. You will notice that a noun will come before the describing adjective and verb.</p>		<p>Heading Page-Indonesian Stage Three Unit, Animals: Asking Questions</p>	
<p>Eg. Tikus (mouse- noun) kecil (small-adjective) makan (eats- verb) keju .</p> <p>The small mouse eats the cheese.</p>		<p>Revision of Vocabulary Apa = what makan = eats Punya = own/have saya = I /my Kamu = your</p>	<p>Match the Indonesian words to the English word</p>
<p>When asking a question the word, "apa" (what) will usually be at the end of the sentence not at the start like we see in English.</p>		<p>Asking a question and giving an answer. Eg Tikus kamu makan apa? (What does your mouse eat?) Tikus saya makan keju. ( My mouse eats cheese)</p>	<p>Click on the correct food for the animal when asked. keju = cheese selada = lettuce ramput = grass wortel = carrots ramput kering = hay</p>
<p>Eg Tikas kamu makan apa? What does your mouse eat?</p>		<p>Animals                      Food Sapi = cow                      ramput = grass Bebek = duck                      serangga = insects Singa = lion                      daging = meat Ular = snake                      binatang = animal</p>	<p>Students work together to write sentences and the matching answer. Write some on the board for the rest of the class to work out or have other students work them out.</p>