

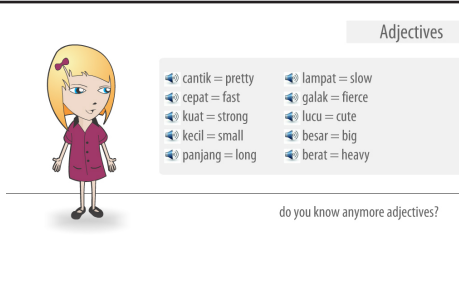



Lesson Focus	Slide	Content	Activities
<p>Covers 3.U1.1 3.U1.2 3.U1.4 3.MLC.2</p> <p>Many unique and amazing animals live in the rainforests (hutan) of Indonesia.</p> <p>The best known of these include the orang-utan (which means “people of the forest”) tigers, elephants and the rhinoceros.</p> <p>Other animals include the kancil (a type of deer) crocodiles and many species of birds.</p>		<p>Heading Page-Indonesian Stage Three Unit, Animals-Wild Animals</p>	
<p>Remember when describing something in Indonesian the adjectives will come after the noun.</p> <p>Tikus (mouse) kecil (small) abu abu (grey) dan (and) cepat (fast)</p> <p>Notice commas are not used</p>		<p>Saya bisa melihat... (I can see a..)</p> <p>Gajah = elephant ular = snake Badak = rhinoceros harimau = tiger Kodok = frog buaya = crocodile Burung = bird kupu-kupu =butterfly</p>	<p>Click on each animal to hear.... “Saya bias melihat.”</p> <p>Students listen and repeat</p>
		<p>Adjectives.</p> <p>Cantik = pretty lambat = slow Cepat = fast galak = fierce Kuat = strong lucu = cute Kecil = small besar = big Panjang = long berat = heavy</p>	<p>Click on the speaker to hear the word pronounced.</p>
		<p>Students work out these sentences as a class.</p> <ol style="list-style-type: none"> Kodok kecil dan cepat (Frogs are small and fast) Ular lambat dan kuat (Snakes are slow and strong) 	<p>Click on the translate button to read in English.</p>