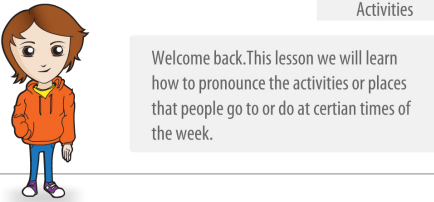
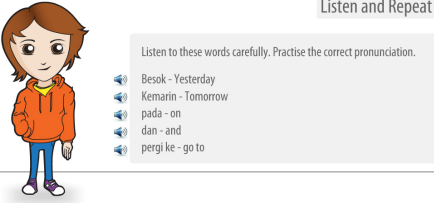

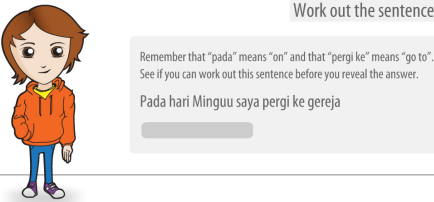

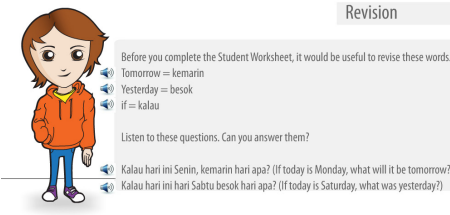


Lesson Focus	Slide	Content	Activities
<p>3.UL.1 3.UL.3 3.UL.4 3.MBC.2 3.MLC.3</p> <p>The religion of most Indonesian people is Muslim and Friday is their Holy Day, when they go to their mosque.</p>		<p>Budi Introduces the unit "Yesterday and Tomorrow"</p>	
<p>NOTE: Slide 6 refers to a Student Worksheet. The Heading for this will be "Worksheet for Lesson 2 slide 6"</p>		<p>Besok – Tomorrow Kemarin – Yesterday pada – on dan – and pergi ke – go to</p>	<p>Listen to these words carefully. Practise the correct pronunciation.</p>
<p>You will need to know: kalau = if kemarin = tomorrow besok = tomorrow</p>		<p>bermain sepak bola – playing soccer bermain bula tangkis – playing badminton pasar – market netbal – netball toko-toko – shops gereja – church sekolah - school</p>	<p>Here are some activities or places people will do or go to on certain days. Listen to and repeat each word.</p>
		<p>"Pada hari Minggu saya pergi ke gereja" = On Sunday I go to church</p>	

Lesson Focus	Slide	Content	Activities
		<ol style="list-style-type: none"> 1. Sunday - Church = Pada hari Minggu saya pergi ke gereja. 2. Monday - school = Pada hari Senin saya pergi ke sekolah. 3. Tuesday - market = Pada hari Selasa saya pergi ke pasar. 4. Wednesday - soccerball = Pada hari Rabu saya pergi bermain sepak bola. 5. Thursday - shops = Pada hari Kamis saya pergi ke toko-toko. 6. Friday - mosque = Pada hari Jumat saya pergi ke mesjid. 7. Saturday - netball = Pada hari Sabtu saya pergi ke netbal. 	<p>Look at the picture that matches each day of the week. Use this as a clue to complete the sentence correctly by typing in the correct day and activity into the missing spaces.</p>
		<p>Tomorrow = besok Yesterday = kemarin if = kalau</p> <p>Listen to these questions:</p> <p>Kalau hari ini Senin, kemarin hari apa? (If today is Monday, what will it be tomorrow?)</p> <p>Kalau hari ini hari Sabtu besok hari apa? (If today is Saturday, what was yesterday?)</p>	<p>Before you complete the Student Worksheet, it would be useful to revise the words for – “tomorrow”, “yesterday” and “if”.</p>