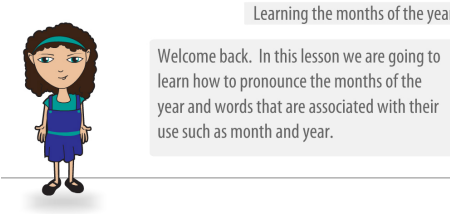



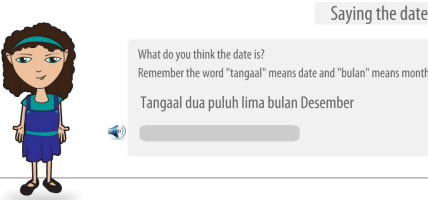

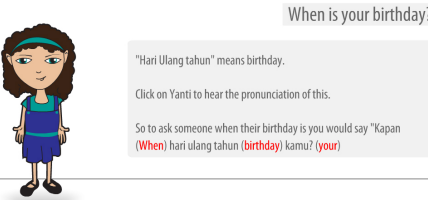
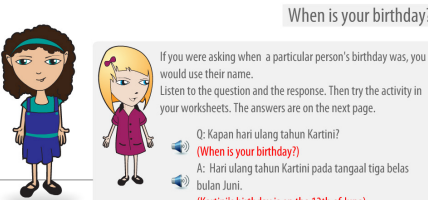


Lesson Focus	Slide	Content	Activities												
<p>3.UL.1 3.UL.3 3.UL.4 3.MLC.3</p> <p>To make a plural, the singular is often doubled.</p>		<p>Yanti Introduces the unit "Months"</p>													
<p>e.g. month = bulan months = bulan-bulan</p> <p>Students will need to have access to numbers, to write/read dates.</p>		<p>bulan – month bulan-bulan – months kalender – calendar tanggal – date tahun - year</p>	<p>Let's start with a couple of basic words. Listen to and repeat these words.</p> <p>You will notice some of the words we look at are very similar to the English version.</p>												
		<table border="0"> <tr> <td>Januari</td> <td>Februari</td> </tr> <tr> <td>Maret</td> <td>April</td> </tr> <tr> <td>Mei</td> <td>Juni</td> </tr> <tr> <td>Juli</td> <td>Agustus</td> </tr> <tr> <td>September</td> <td>Oktober</td> </tr> <tr> <td>Nopember</td> <td>Desember</td> </tr> </table>	Januari	Februari	Maret	April	Mei	Juni	Juli	Agustus	September	Oktober	Nopember	Desember	<p>Click on each month to hear the Indonesian pronunciation.</p>
Januari	Februari														
Maret	April														
Mei	Juni														
Juli	Agustus														
September	Oktober														
Nopember	Desember														
		<table border="0"> <tr> <td>Januari = January</td> <td>Februari = February</td> </tr> <tr> <td>Maret = March</td> <td>April = April</td> </tr> <tr> <td>Mei = May</td> <td>Juni = June</td> </tr> <tr> <td>Juli = July</td> <td>Agustus = August</td> </tr> <tr> <td>September = September</td> <td>Oktober = October</td> </tr> <tr> <td>Nopember = November</td> <td>Desember = December</td> </tr> </table>	Januari = January	Februari = February	Maret = March	April = April	Mei = May	Juni = June	Juli = July	Agustus = August	September = September	Oktober = October	Nopember = November	Desember = December	<p>Match the English and Bahasa Indonesia words for each month a linking line will appear between the correct matches.</p>
Januari = January	Februari = February														
Maret = March	April = April														
Mei = May	Juni = June														
Juli = July	Agustus = August														
September = September	Oktober = October														
Nopember = November	Desember = December														

Lesson Focus	Slide	Content	Activities
		<p>The number “25” is written as “dua puluh lima”.</p> <p>What do you think this date is?            “Tanggal dua puluh lima bulan Desember”            (The 25th of December)</p>	<p>Look at the sentence structure used to write the date in Bahasa Indonesia. Remember the word “tanggal” means date and “bulan” means month            Rub and Reveal the answer</p>
		<p>Tanggal tujuh bulan Agustus. = The seventh of August            Tanggal tiga belas bulan Mei. = The thirteenth of May            Tanggal dua puluh dua bulan Juli. = The 22nd of July</p>	<p>See if you can work out these dates. Click on the sentence to hear the pronunciation.             Rub and Reveal the answer</p>
		<p>Listen to and repeat:            “Kapan hari ulang tahun kamu?”            “Hari ulang tahun” means birthday.</p>	<p>Click on Yanti to hear the pronunciation of this. So, to ask someone “when their birthday is” you would say – “Kapan (when) hari ulang tahun (birthday) kamu? (your).”</p>
		<p>Listen to the question and the response.            Q. Kapan hari ulang tahun Kartini? = When is Kartini’s birthday?            A. Hari ulang tahun Kartini pada tanggal tiga belas bulan Juni. = Kartini’s birthday is on the 13th of June.</p>	<p>Try the activity in your worksheets             Answers on the final slide</p>