

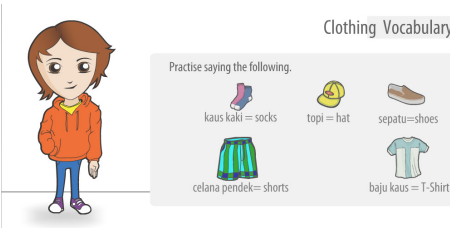

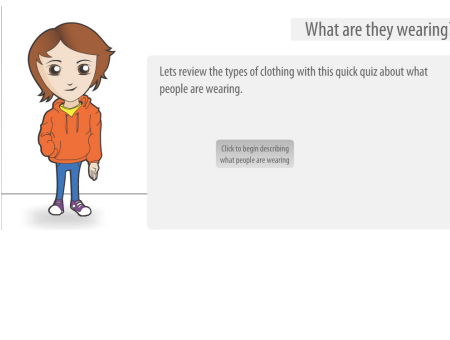
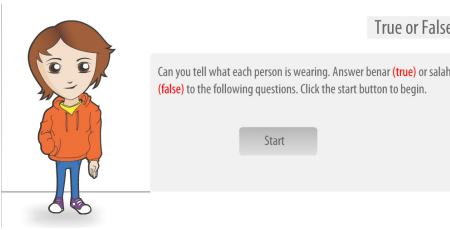


Lesson Focus	Slide	Content	Activities
<p>3.UL.1    3.UL.2    3.UL.4</p> <p>Indonesian people wear pakaian sehari-hari (everyday clothing) similar to people in Western countries.</p> <p>Indonesian people also have their own traditional regional clothing. These are maybe worn everyday, particularly by people in the villages, or maybe worn on special occasions such as weddings or religious festivals.</p>	 <p>Welcome</p> <p>Welcome to the unit on Clothing or Pakaian. Indonesian people wear pakaian sehari-hari (everyday clothing) similar to people in Western countries. Indonesian people also have their own traditional regional clothing. These are maybe worn everyday, particularly by people in the villages, or maybe worn on special occasions such as weddings or religious festivals.</p>	<p>Budi Introduces the unit about what you are wearing.</p>	
<p>Introduce clothing vocabulary.</p>	 <p>Clothing Vocabulary</p> <p>Practise saying the following.</p> <p>pakaian=clothes</p> <p>jas=jacket    kemeja=shirt</p> <p>celana jeans=jeans    celana=trousers    baju rok = dress    rok=skirt</p>	<p>pakaian=clothes            jas=jacket            rok=skirt            celana jeans=jeans            celana panjang= trousers            baju rok = dress            kemeja=shirt</p>	<p>Listen and Repeat</p> <p>Click on the item of clothing and listen to the way it is spoken in Indonesian.</p>
<p>The word dia means he / she. Dia suka he/she likes</p>	 <p>Clothing Vocabulary</p> <p>Practise saying the following.</p> <p>kaus kaki = socks    topi = hat    sepatu=shoes</p> <p>celana pendek= shorts    baju kaus = T-Shirt</p>	<p>sepatu=shoes            topi = hat            kaus kaki = socks            celana pendek= shorts            baju kaus = Tshirt</p>	<p>Listen and Repeat</p> <p>Click on the item of clothing and listen to the way it is spoken in Indonesian.</p>
	 <p>Match the clothing</p> <p>clothing    skirt    jacket    trousers    t-shirt    socks    shorts    shirt</p> <p>celana pendek    kemeja    pakaian    jas    kaus kaki    rok    baju kaus    celana</p>	<p>pakaian=clothing            rok=skirt            jas=jacket            celana panjang= trousers            baju kaus = Tshirt            kaus kaki = socks            celana pendek= shorts            kemeja=shirt</p>	<p>Click on the English word then the corresponding Indonesian word. When you are correct a line will link the two.</p>

Lesson Focus	Slide	Content	Activities
		<p>Question: Apa yang dia pakai?</p> <p>Answer: Dia suka memakai...</p> <p>1. baju kaus 2. celana panjang 1. baju rok 2. kaus kaki 1. jas 2. sepatu 1. kemeja 2. rok 1. celana pendek 2. sepatu</p>	<p>Type the Indonesian word for the object of clothing into the text box.</p> <p>Use lower case to avoid errors.</p>
		<p>1 = False 2 = True 3 = False 4 = False</p>	<p>Students read the descriptive sentence under each character and decide Benar (True) or Salah (False)</p>