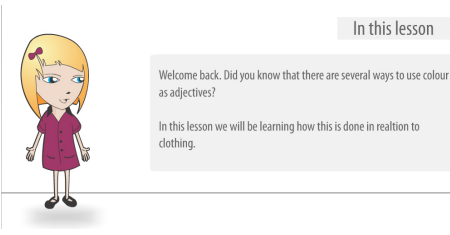




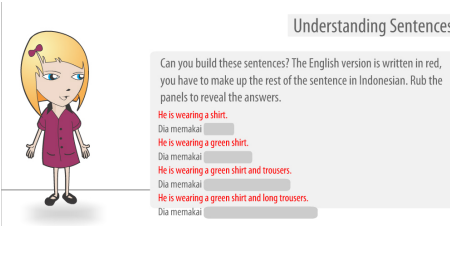


Lesson Focus	Slide	Content	Activities
<p>3.UL.1 3.UL.2 3.UL.4</p> <p>There are several ways to use colour as adjectives. Warna topi saya biru. My hat is blue. Saya memakai topi yang biru. I am wearing a blue hat.</p>		<p>Kartini Introduces the unit about describing clothing.</p>	
<p>Remember when using adjectives in Indonesian, the adjective comes after the noun.</p>		<p>kemeja=shirt jas=jacket baju rok = dress celana pendek= shorts topi = hat sepatu=shoes kaus kaki = socks rok=skirt celana jins=jeans baju kaus = Tshirt celana panjang = trousers</p>	<p>Listen and repeat</p> <p>Click on the object of clothing to hear it in Indonesian.</p>
<p>Topi besar (big hat) Topi bundar (round hat)</p> <p>Bukan is used as no or not when referring to nouns. Tidak is used as no or not when referring to adjectives and verbs.</p>		<p>biru =blue coklat=brown emas=gold perak=silver putih=white merah=red hijau=green kuning=yellow besar=big kecil=small panjang=long pendek - short bundar= round pendek = short</p>	<p>Listen and repeat.</p> <p>These words help describe clothing</p> <p>Click on the speaker to hear the word in Indonesian.</p>
		<p>Answers are:</p> <ol style="list-style-type: none"> 1. merah 2. biru 3. biru 4. hijau 5. perak 6. emas 7. putih 	<p>Type in the missing word used to describe the items of clothing.</p> <p>Use lower case to avoid errors.</p>

Lesson Focus	Slide	Content	Activities
	 <p style="text-align: right;">Sing-along</p> <p>Below is a childrens song from Indonesia. A translation is on the left. Can you choose a new item of clothing and an adjective to make up a new verse?</p> <p>Topi Saya Bundar My Hat is Round</p> <p>Topi saya bundar My hat is round Bundar topi saya Round is my hat Kalau tidak bundar If it's not round Bukan topi saya. It's not my hat.</p>	<p>Song.</p> <p>Topi saya bundar = My hat is round Bundar topi saya = Round is my hat Kalau tidak bundar = If it's not round Bukan topi saya. = It's not my hat.</p>	<p>Listen to the song and sing along.</p> <p>Choose a new item of clothing and an adjective to make up a new verse.</p>
	 <p style="text-align: right;">Understanding Sentences</p> <p>Can you build these sentences? The English version is written in red, you have to make up the rest of the sentence in Indonesian. Rub the panels to reveal the answers.</p> <p>He is wearing a shirt. Dia memakai []</p> <p>He is wearing a green shirt. Dia memakai []</p> <p>He is wearing a green shirt and trousers. Dia memakai []</p> <p>He is wearing a green shirt and long trousers. Dia memakai []</p>	<ol style="list-style-type: none"> 1. Dia memakai kemeja. = He is wearing a shirt. 2. Dia memakai kemeja hijau. = He is wearing a green shirt. 3. Dia memakai kemeja hijau dan celana. = He is wearing a green shirt and trousers. 4. Dia memakai kemeja hijau dan celana pendek. = He is wearing a green shirt and shorts. 	<p>Make up the rest of the sentence. Rub and reveal the panels to reveal the answers.</p>