




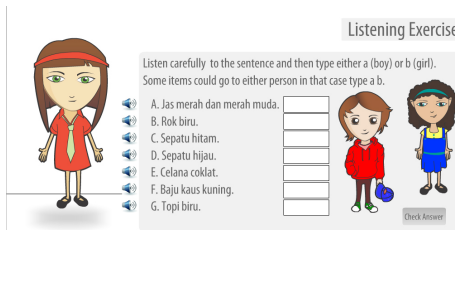


Lesson Focus	Slide	Content	Activities
<p>3.UL.1 3.UL.2 3.UL.3 3.MBC.2</p> <p>Bargaining is an important part of everyday life in Indonesia. Indonesians ask "Berapa harganya?" (How much is it?) and then begin to bargain.</p> <p>In Indonesian often a fullstop is used to indicate thousands instead of a comma.</p> <p>Some extra words</p>	<p>In this lesson</p>  <p>Welcome back. In this lesson we are going to do revision on clothing, colours and adjectives. Also if you haven't done it before some work on bargaining.</p>	<p>Ariel Introduces the unit about holiday time.</p>	
<p>yang-which eg Jas merah yang besar = A red jacket which is big. terlalu = too (as moderator) terlalu besar = too big terlalu kecil = too small Berapa = how many? Ratus = hundreds Ribu = thousands. Juta = millions murah = cheap mahal = expensive terlalu murah = too cheap</p>	<p>Help Ariel</p>  <p>Ariel is going out for the day but she needs help packing her bag. Can you help her? She needs in her bag the following pieces of clothing.</p>  <p>sepatu coklat rok merah yang besar topi kuning yang bundar jins biru</p>	<p>sepatu coklat = brown shoe jins biru = blue jeans topi kuning yang bundar = round yellow hat rok merah yang besar = big red skirt</p>	<p>Ariel needs to pack four of the six items of clothing in her bag. Click and drag the items to the word in the bag. When you are correct the items will snap in place.</p>
	<p>Group Work</p>  <p>Now it is your turn. Work in a small group to translate these sentences. A dictionary may be useful. Rub the silver panels for the answers.</p> <ul style="list-style-type: none"> Jas saya merah dan biru. Warna topi saya biru dan kuning. Jins biru saya tua. Kaus kaki saya panjang dan hitam. 	<p>Jas saya merah dan biru. = My jacket is red and blue. Warna topi saya biru dan kuning. = The colour of my hat is blue and yellow. Celana jins biru saya tua. = My blue jeans are old. Kaus kaki saya panjang dan hitam. = My socks are long and black.</p>	<p>Work in small groups to translate the sentences. A dictionary may be useful. Rub and reveal the answers.</p>
	<p>Bartering</p>  <p>Listen to and then repeat these sentences. Could you write your own "shopping" conversation??</p> <ul style="list-style-type: none"> Berapa harganya? = How much is that? Berapa harga baju kaus? = How much is that Tshirt? Harganya Rupiah 6.000. = The price is 6.000 Rupiah. Apakah baju kaus mahal? = Is that Tshirt expensive? Terlalu mahal. = Too expensive. 	<p>Berapa harganya? = How much is that? Berapa harga baju itu kaus? = How much is that Tshirt? Harganya enam ribu(6,000) Rupiah = The price is 6,000 Rupiah. Apakah baju kaus mahal? = Is that Tshirt expensive? Terlalu mahal = Too expensive</p>	<p>Listen and repeat the sentences, then write your own shopping conversation.</p>

Lesson Focus	Slide	Content	Activities
		<p>A. Jas merah - Red and Pink Jacket = a B. Rok biru - Blue shorts = b C. Sepatu hitam - Black shoes = b D. Sepatu hijau - Pink shoes = a E. Celana panjang coklat - Brown trousers = a F. Baju kaus kuning - Yellow T-shirt = b G. Topi biru - Blue hat = a</p>	<p>Listen carefully to the sentence. Do you know who that sentence is talking about? When you figure it out type either a for boy or b for girl.</p> <p>Press the button to check your answer.</p>