
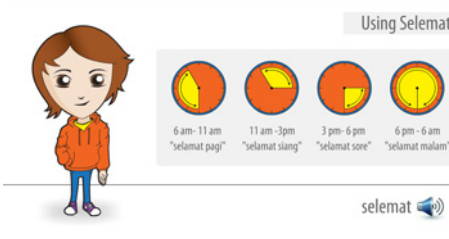
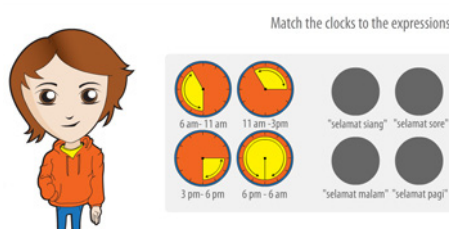

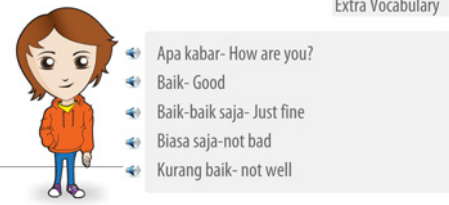




# Bahasa Indonesia

Lesson Focus	Slide	Content	Activities
<p>Covers 3.U.L.1 3.U.L.3 3.M.B.C.2 3.M.L.C.1</p> <p>Using basic greetings and conversation.</p> <p>When greeting each other, Indonesians use their right hand to shake. Using the left hand or not shaking at all is considered impolite.</p>		<p>Introduction to basic greetings</p>	<p>Discussion.</p> <p>Click on the boy to hear "Hai" (Hi)</p> <p>Click the speaker to hear "Selamat" (Slarmat)</p>
<p>One important word used is "selamat" (slarmat)</p> <p>Remember the "a" makes an "ar" sound</p>		<p>The use of selamat</p> <p>6 am- 11 am – selamat pagi 11 am -3pm – selamat siang 3 pm- 6 pm -- selamat sore 6 pm - 6 am – selamat malam</p>	<p>Selamat: Listen to the greeting pronunciations and repeat until familiar.</p> <p>Click the clock to hear the expressions.</p>
<p>This means to wish someone well or the best in what they are doing.</p> <p>It is important to be polite when starting a conversation with asking how people are etc before launching into the core business.</p>		<p>Practising Greetings</p>	<p>Can you remember? Drag the clock to the correct greeting. It will snap in place if correct, or fly back if incorrect.</p>
		<p>Other Uses of Selamat</p> <p>Selamat datang- welcome Selamat jalan – goodbye to the person going Selamat tinggal- goodbye to the person staying Selamat makan- enjoy your meal Selamat tidur – sleep well</p>	<p>Discuss.</p> <p>"Rub and Reveal"</p> <p>Listen to Extra Vocabulary greetings by clicking on the speaker icon</p>

# Bahasa Indonesia

Lesson Focus	Slide	Content	Activities
	 <p>Extra Vocabulary</p> <ul style="list-style-type: none"> <li>← Apa kabar- How are you?</li> <li>← Baik- Good</li> <li>← Baik-baik saja- Just fine</li> <li>← Biasa saja-not bad</li> <li>← Kurang baik- not well</li> </ul>	<p>Extra Vocabulary</p> <p>Apa kabar- How are you?</p> <p>Baik- Good</p> <p>Baik-baik saja- Just fine</p> <p>Biasa saja-not bad</p> <p>Kurang baik- not well</p>	<p>Listen to Extra Vocabulary greetings by clicking on the speaker icon</p>
	 <p>Conversation</p> <p>Brett: Good morning Arial          Arial: Good morning Brett, How are you?          Brett: Good, How are you?          Arial: Just fine          Brett: Goodbye Arial          Arial: Goodbye Brett</p>	<p>Use the vocabulary to create simple conversations.</p> <p>Students work in pairs.</p>	<p>Budi: Good morning Arial          Arial: Good morning Budi, How are you?          Budi: Good, How are you?          Arial: Just fine          Budi: Goodbye Arial          Arial: Goodbye Budi</p>
	 <p>Conversation</p> <p>Brett: Selamat pagi Arial.          Arial: Selamat pagi Brett, Apa kabar?          Brett: Baik, Apa kabar?          Arial: Baik-baik saja.          Brett: Selamat tinggal Arial.          Arial: Selamat jalan Brett.</p>	<p>Students present simple conversations</p>	<p>Budi: Selamat pagi, Arial.          Arial: Selamat pagi, Budi, Apa kabar?          Budi: Baik. Apa kabar?          Arial : Baik-baik saja          Budi: Selamat tinggal, Arial          Arial: Selamat jalan, Budi</p>