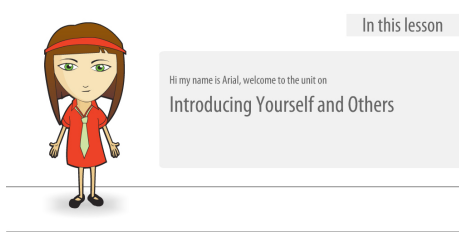

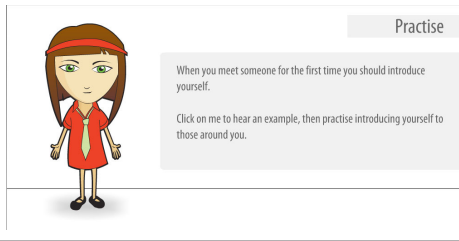

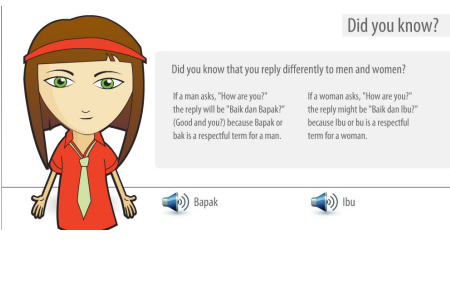


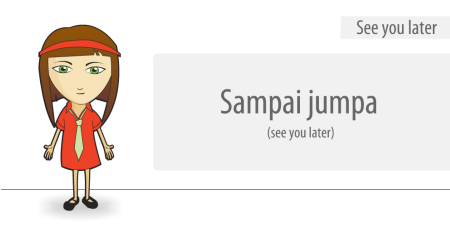


Lesson Focus	Slide	Content	Activities
<p>Cover 3.UL.1 3.UL.2 3.UL.3 3.UL.4 3.MBC.2</p> <p>Using basic greetings and conversation.</p> <p>Introducing yourself and your friends to others.</p>		<p>Introduction to basic greetings</p> <p>Arial introduces herself and the lesson focus</p>	
<p>Combining previous and introduced vocabulary to create and practise conversations.</p>		<p>Revision of previous vocabulary.</p> <p>Apa kabar? = How are you? Baik = Good baik-baik saja = just fine Biasa saja = not bad kurang baik = not well selamat tinggal = goodbye to the person staying selamat jalan = goodbye to the person going</p>	<p>Click on Arial to begin the conversation.</p> <p>As a class work out what is being said.</p>
		<p>Meeting someone for the first time.</p> <p>E.g. Nama saya = Hi my name is ...</p>	<p>Click on Arial to hear an example. Students should practise introducing themselves to those around them.</p>
		<p>Vocabulary</p> <p>Siapa nama Anda = What is your name? Nama saya = My name is... Kenalkan nama saya = Let me introduce myself my name is ... Kenalkan teman saya = Let me introduce my friend...</p>	<p>Students listen and practise the vocabulary. Individual students may like to demonstrate.</p>

Lesson Focus	Slide	Content	Activities
		<p>Did you know? If a man asks, "How are you?" the reply will be "Baik dan Bapak?" because Bapak or pak is a respectful term for a man.</p> <p>If a woman asks how we are the reply might be "Baik dan Ibu" as Ibu or bu is a respectful term for a woman.</p>	<p>Students practise different replies.</p>
		<p>Use the vocabulary to create simple conversations. Students work in pairs.</p>	<p>Arial: Good day. What is your name? Ruben: Good day. My name is Ruben. What is your name?</p>
		<p>Students present simple conversations</p>	<p>Arial: Selamat siang. Siapa nama Anda? Ruben: Selamat siang. Nama saya Ruben. Siapa nama Anda?</p>
		<p>Sampai jumpa = see you later</p>	<p>Students practise this expression.</p>