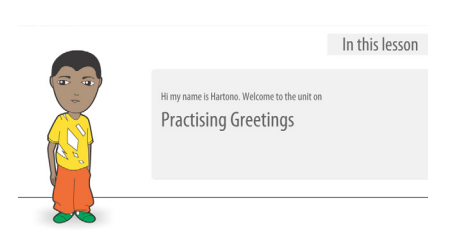


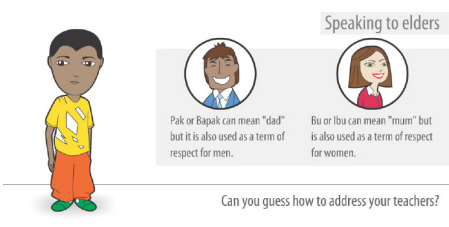
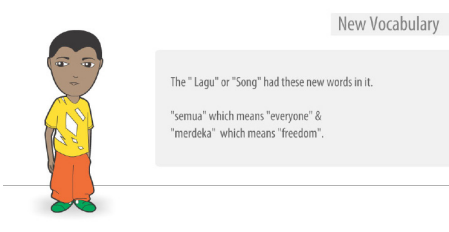


# Bahasa Indonesia

Lesson Focus	Slide	Content	Activities
<p>Covers 3.UL.1 3.UL.2 3.UL.3 3.MBC.2</p> <p>Revising the previous vocabulary in the form of sentences.</p> <p>Introduction of more vocabulary to use in greetings and introductions.</p>		<p>Introduction Page</p> <p>Hai, my name is Hartono, but you can call me Tono. In this lesson we will revise our vocabulary and learn more about greetings and Introductions.</p>	
<p>Note; Saya can be I/My. When used as my it goes after the word it belongs to.</p>		<p>Apa kabar? = How are you?          Siapa nama Anda? = What is your name?          Kenalkan nama saya? = let me introduce myself. My name is . . .          Selamat sore = good afternoon          Selamat siang = good day          Selamat jalan = goodbye</p>	<p>Revision: Working out sentences as class, groups or individuals</p>
		<p>Explanation that Siapa nama Anda ? is a formal way to ask someone's name. The less formal way is " Siapa nama kamu?" or "Siapa namamu? (kamu = you)</p>	<p>Discuss when the 2 different ways to ask someone's name should be used.</p>
		<p>Addressing teachers ( and adults)</p> <p>Selamat pagi, Pak Jones. (Mr Jones)          Selamat pagi, Bu Smith (Mrs Smith)</p>	<p>Discuss how to greet teachers. Practise using different teacher's names and at different times of the day.</p>

# Bahasa Indonesia

Lesson Focus	Slide	Content	Activities
		<p>Lagu = song New vocabulary</p>	<p>Singing song " Selamat pagi Bu"</p>
		<p>Semua = everyone Merdeka = freedom</p>	<p>Translate to English on the work sheet.</p>