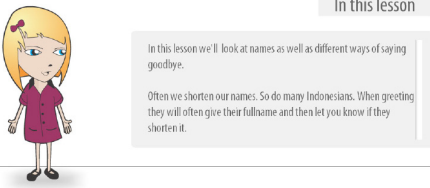
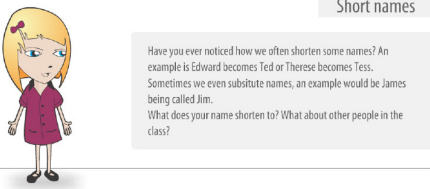
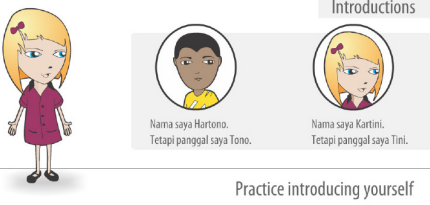
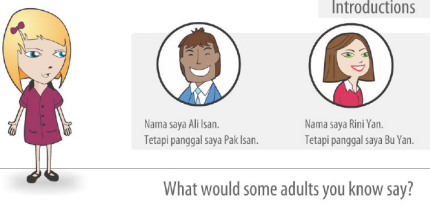

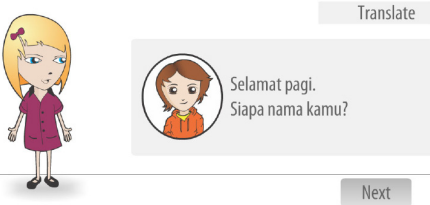
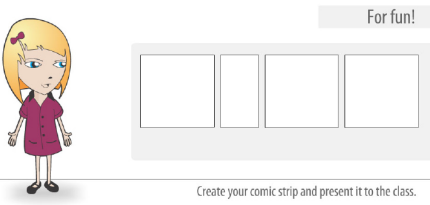


Bahasa Indonesia

Lesson Focus	Slide	Content	Activities
<p>Covers 3.UL.1 3.UL.2 3.UL.3 3.UL.4 3.MBC.2 3.MLC.2</p> <p>Often we shorten our names. So do many Indonesians. When greeting they will often give their full name and then let you know if they shorten it.</p>		<p>Introduction Page</p> <p>In this lesson we'll look at names as well as different ways of saying goodbye.</p> <p>Often we shorten our names. So do many Indonesians. When greeting they will often give their full name and then let you know if they shorten it.</p>	
<p>Using other ways to say goodbye.</p>		<p>Shortening names in English</p>	<p>Discussion with class. Eg Edward becomes Ted etc</p>
		<p>Vocabulary * tetapi panggil saya = but call me</p>	<p>Look at the examples using Indonesian vocabulary eg Nama saya Jackson tetapi panggil saya Jack.</p> <p>What would you shorten your name to?</p>
		<p>When adults introduce themselves they will often substitute Pak or Bu for their first name. Eg Nama saya Iri Wan tetapi panggil saya Pak Wan</p>	<p>Students workout their own examples</p>

Bahasa Indonesia

Lesson Focus	Slide	Content	Activities
		<p>Ways to say goodbye..</p> <p>Sampai nanti = see you later –usually that day</p> <p>Sampai jumpa = see you later when we meet again</p> <p>Sampai jumpa lagi = until we meet again after a longer time</p>	<p>Discuss the different ways we say goodbye and what they mean.</p> <p>Practise the Indonesian variations.</p>
		<p>Use of vocabulary in sentences.</p> <p>Students workout a suitable reply for each conversation.</p>	<ol style="list-style-type: none"> Selamat pagi. Siapa nama kamu ? (Good morning .What is your name?) Selamat siang. Apa kabar? (Good day.How are you?) Hai nama saya Kartini. Sampai jumpa. (Hi my name is Kartini. See you later.) Hai. Kenalkan- nama saya Hartono. (Hi. Let me introduce myself-my name is Hartono.
		<p>Using previous vocabulary</p> <p>Semoga sukses = Good luck</p>	<p>Students work in pairs to create a simple comic strip using known vocabulary. Present and display.</p>