
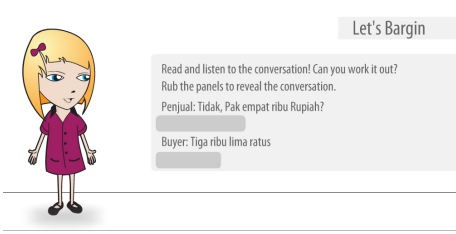
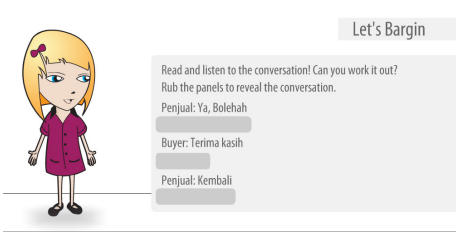
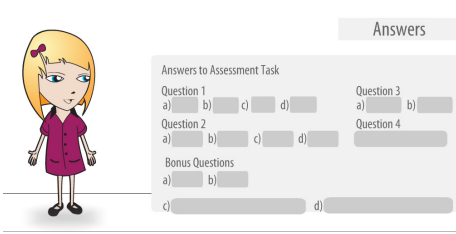


Lesson Focus	Slide	Content	Activities
<p>Covers 3.UL.1 3.UL.2 3.UL.3 3.UL.4 3.MLC.1 3.MLC.2 3.MBC.2</p> <p>Bartering is an acceptable custom in Indonesia. The seller will often start higher than the price they really want.</p>		<p>Kartini introduces unit Stage Three Unit, Numbers: 1000 and beyond and currency - We've hit the millions and currency</p>	
	<p style="text-align: right;">Assessment Time</p> <p>Listen to and repeat the vocabulary on this slide.</p> <ul style="list-style-type: none"> <li>penjual = seller</li> <li>mahal = expensive</li> <li>Aduh = Oh dear!</li> <li>kembali = you've welcome</li> <li>terima kasih = thank you</li> <li>Berapa harganya = How much is it?</li> <li>Tidak = No</li> </ul>	<p>penjual = seller mahal = expensive Aduh = Oh dear! kembali = you're welcome terima kasih = thank you Berapa harganya? = How much is it? Tidak = No</p>	<p>Click on the speaker to hear the words and phrases spoken in Indonesian</p>
	<p style="text-align: right;">Prices</p> <p>Look at the prices of these items. Try and say the price.</p> <ul style="list-style-type: none"> <li>Chair - 300 000 Rp (tiga ribu Rupiah)</li> <li>Painting - 100 000 Rp (seratus ribu Rupiah)</li> <li>BBQ Chicken - 30 000 Rp (tiga puluh ribu Rupiah)</li> <li>Taxi Ride - 90 000 Rp (sembilan puluh ribu Rupiah)</li> </ul>	<p>Chair: 300.000 Rp = tiga ribu Rupiah Painting: 100.000 Rp = seratus ribu Rupiah B.B.Q. Chicken: 30.000 Rp = tiga puluh ribu Rupiah Taxi Ride: 90.000 Rp = sembilan puluh ribu Rupiah</p>	<p>Click on the speaker to hear the words and phrases spoken in Indonesian</p>
	<p style="text-align: right;">Let's Bargain</p> <p>Read and listen to the conversation! Can you work it out? Rub the panels to reveal the conversation.</p> <p>Penjual: Apa kabar Pak?</p> <p>Buyer: Baik. Dasi biru ini Berapa harganya?</p>	<p>Penjual: Apa kabar Pak? = How are you sir? Buyer: Baik. Dasi biru ini. Berapa harganya? = Good. This blue tie. How much is it?</p>	<p>Rub to reveal the conversation</p>
<p style="text-align: right;">Let's Bargain</p> <p>Read and listen to the conversation! Can you work it out? Rub the panels to reveal the conversation.</p> <p>Penjual: Apa kabar Pak?</p> <p>Buyer: Baik. Dasi biru ini Berapa harganya?</p>	<p>Penjual: Lima ribu rupiah, Pak = 5 000 Rupiah, Sir Buyer: Aduh. Mahalnya! Tiga ribu Rupiah = Oh! Dear! That's too expensive. 3.000 Rp?</p>	<p>Rub to reveal the conversation</p>	

Lesson Focus	Slide
	<div data-bbox="616 295 1070 529">  </div> <div data-bbox="1079 295 1704 529"> <p>Penjual: Tidak. Pak empat ribu Rupiah? = No Sir. 4.000 Rupiah            Buyer: Tiga ribu lima ratus = 3500 Rupiah</p> </div> <div data-bbox="1713 295 2132 529"> <p>Rub to reveal the conversation</p> </div>
	<div data-bbox="616 542 1070 777">  </div> <div data-bbox="1079 542 1704 777"> <p>Penjual: Ya, Boleh = Yes, you may. I agree            Buyer: Terima kasih = Thank you            Penjual Kembali = You're Welcome</p> </div> <div data-bbox="1713 542 2132 777"> <p>Rub to reveal the conversation</p> </div>
	<div data-bbox="616 790 1070 1024">  </div> <div data-bbox="1079 790 1704 1361"> <p>Answers to Assessment Task            Q1. a) 3000 b) 5000 c) 1200 d) 7316            Q2. a) 30 000 b) 80 000 c) 20500 d) 23000            Q3. a) 300 000 b) 400 000            Q4. 7 million or 7 000 000            Bonus            a) 80 530 b) 72 621            c) tiga ribu dua ratus empat puluh            d) lima puluh lima ribu tiga ratus</p> </div> <div data-bbox="1713 790 2132 1361"> <p>Assessment Task.            Let's see how you go with this quiz.            Rub and reveal the answers when the class is finished.</p> </div>