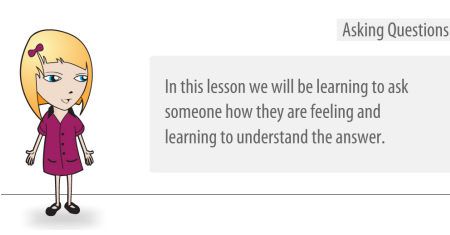
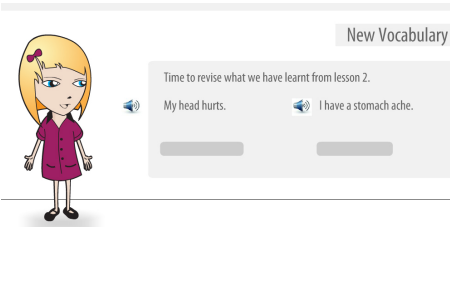
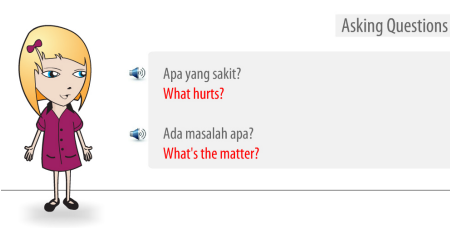


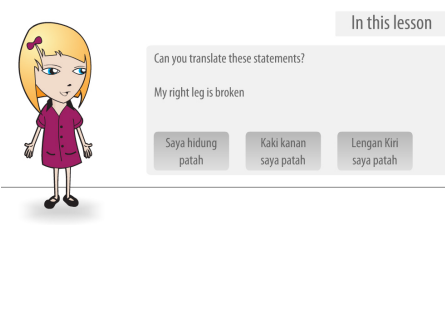


Lesson Focus	Slide	Content	Activities
<p>Covers 3.UL.1 3.UL.2 3.UL.4 3.MLC.2</p>		<p>Kartini introduces unit Stage Three Unit, My Body - More new Vocabulary</p>	
		<p>My head hurts. (Kepala) saya (sakit) I have a stomach ache. (Saya) sakit (perut)</p> <p>Wordbank: saya, sakit, perut, kepala</p>	<p>Time to revise what we have learnt from Lesson 2. Look at the English sentence to help you complete the Indonesian sentence</p> <p>Rub and reveal the correct answer</p>
		<ol style="list-style-type: none"> 1. Apa yang sakit = What hurts? 2. Ada masalah apa? = What's the matter? 	<p>Listen to and repeat these two questions.</p>

Lesson Focus	Slide	Content	Activities
	 <p>In this lesson</p> <p>Kartini: Ada masalah apa Hartono? Hartono: Saya sakit telinga.</p> <p>Translate</p>	<p>Conversation 1</p> <p>Kartini: Ada masalah apa Hartono? <i>What's the matter Hartono?</i> Hartono: Saya sakit telinga. <i>I have an ear ache.</i></p>	<p>Can you work out these conversations?</p> <p>Press the translate button to check your answers</p>
	 <p>In this lesson</p> <p>Hartono: Apa yang sakit, Kartini? Kartini: Hidung saya sakit.</p> <p>Translate</p>	<p>Conversation 2</p> <p>Hartono: Apa yang sakit, Kartini? <i>What hurts, Kartini?</i> Kartini: Hidung saya sakit. <i>My nose hurts.</i></p>	<p>Can you work out these conversations?</p> <p>Press the translate button to check your answers</p>
	 <p>In this lesson</p> <p>Can you translate these statements?</p> <p>My right leg is broken</p> <p>Saya hidung patah Kaki kanan saya patah Lengan Kiri saya patah</p>	<p>left = kiri right = kanan broken = patah</p> <ol style="list-style-type: none"> 1. Kaki kanan saya patah = My right leg is broken 2. Lengan Kiri saya patah = My left arm is broken 3. Hidung saya patah = My nose is broken 	<p>Use these words to help you work out the sentences. The Word Bank of "body parts" in your worksheets might be useful too!</p> <p>Click the correct translation. When you are correct you will automatically move to the next question.</p>
		<p>Offline Activity</p>	<p>Use the sentence structure in slide 5 and your Word Bank to write some of your own sentences.</p>