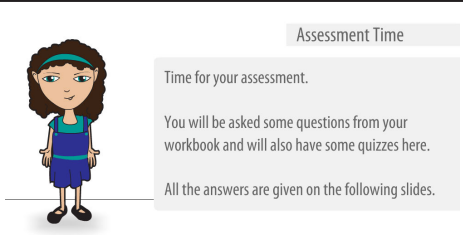

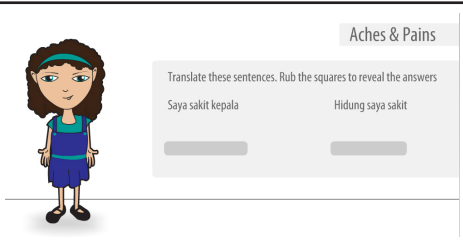
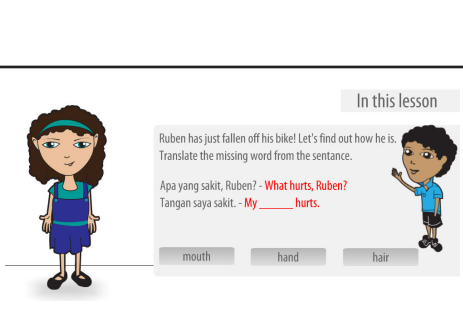
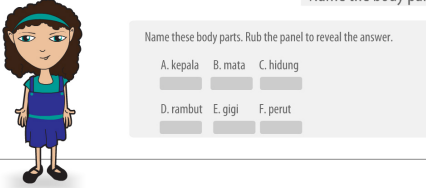
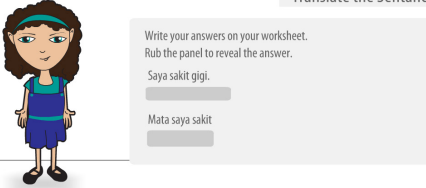
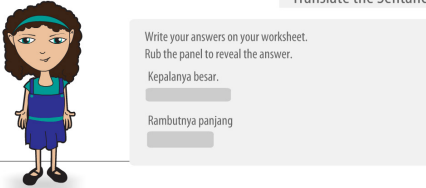
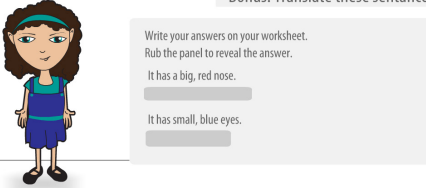


Bahasa Indonesia

Lesson Focus	Slide	Content	Activities
<p>Covers 3.UJ.3 3.UJ.4</p> <p>Remember the position of “saya” changes its meaning.</p> <p>Saya sakit kepala. (I have a head ache)</p> <p>Hidung saya sakit. (My nose hurts)</p>		<p>Yanti introduces unit Stage Three Unit, My Body - Revision and Quiz</p>	
		<p>mouth = mulut eyes = mata ears = telinga teeth = gigi hair = rambut nose = hidung head = kepala perut = stomach lutut = knee</p>	<p>Click on the Indonesian word and on the corresponding English word a linking line will appear between matching pairs</p>
		<p>I have a head ache = Saya sakit kepala My nose hurts = Hidung saya sakit</p>	<p>As a class, translate these sentences into Indonesian. Remember the word for “ache” or “hurt” is “sakit”.</p> <p>Click the speaker to hear the words spoken in Indonesian.</p> <p>Rub and reveal the correct translations</p>
		<p>Tangan saya sakit! = My hand hurts! Lengan saya sakit! = My arm hurts! Hidung saya sakit! = My nose hurts!</p> <p>“Apa yang sakit, Ruben?” = “What hurts, Ruben?”</p>	<p>Click on the correct word to fill the space. When correct the slide will automatically move on to the next question.</p>

Bahasa Indonesia

Lesson Focus	Slide	Content	Activities
	 <p>Name the body part</p> <p>Name these body parts. Rub the panel to reveal the answer.</p> <p>A. kepala B. mata C. hidung D. rambut E. gigi F. perut</p>	<p>Part A - Name the body part:</p> <p>a. kepala = head b. mata = eyes c. hidung = nose d. rambut = hair e. gigi = teeth f. perut = stomach</p>	<p>Name these body parts. Rub and reveal the translation.</p>
	 <p>Translate the Sentence</p> <p>Write your answers on your worksheet. Rub the panel to reveal the answer.</p> <p>Saya sakit gigi. Mata saya sakit</p>	<p>a. Saya sakit gigi = I have a tooth ache. b. Mata saya sakit = My eyes hurt.</p>	<p>Rub and reveal correct translations</p>
	 <p>Translate the Sentence</p> <p>Write your answers on your worksheet. Rub the panel to reveal the answer.</p> <p>Kepalanya besar. Rambutnya panjang</p>	<p>a. Kepalanya besar = It's head is big. b. Rambutnya panjang = It's hair is long</p>	<p>Rub and reveal correct translations</p>
	 <p>Bonus: Translate these sentences</p> <p>Write your answers on your worksheet. Rub the panel to reveal the answer.</p> <p>It has a big, red nose. It has small, blue eyes.</p>	<p>a. It has a big, red nose = Hidungnya besar merah. b. It has small, blue eyes = Matanya kecil biru.</p>	<p>Rub and reveal correct translations</p>