



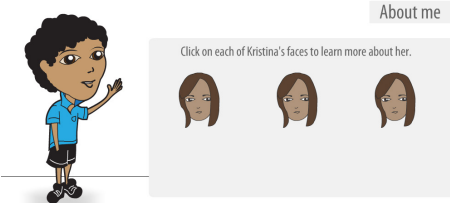

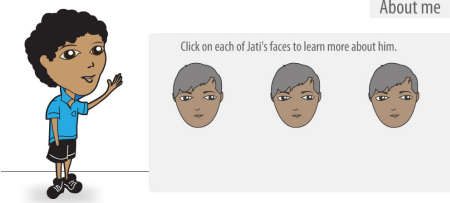
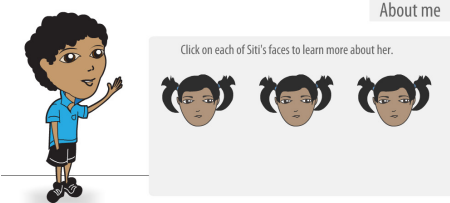


Lesson Focus	Slide	Content	Activities
<p>3.UL.1    3.UL.3 3.UL.4    3.MLC.3</p> <p>Focus - Stating and comparing ages. - use of suffix 'nya'</p>	<p>Comparing Ages</p>  <p>In this lesson we will look at the use of the suffix 'nya' and how it is used when stating and comparing ages of different people.</p>	<p>Introduction to the unit by Ruben</p>	
<p>'nya' cannot stand on its own, but is always attached as a suffix to the end of a word. It is pronounced like the English slang phrase 'inya face'</p> <p>One of its uses is as a possessive pronoun (his, her, its or their) and it is attached to the end of the noun it refers to.</p> <p>E.g. Ini Anwan. Ini topinya This is Anwan. This is his hat</p>	<p>Using nya</p>  <p>The suffix 'nya' cannot stand on its own, but is always attached as a suffix to the end of a word. It is pronounced like the English slang phrase 'inya face' One of its uses is as a possessive pronoun (his, her, its or their) and it is attached to the end of the noun it refers to. E.g. Ini Anwan. Ini topinya This is Anwan. This is his hat</p>	<p>'nya' cannot stand on its own, but is always attached as a suffix to the end of a word. It is pronounced like the English slang phrase 'inya face'</p> <p>One of its uses is as a possessive pronoun (his, her, its or their) and it is attached to the end of the noun it refers to.</p> <p>E.g. Ini Anwan. Ini topinya This is Anwan. This is his hat</p>	<p>Click the speaker to hear an example</p>
	<p>New vocabulary</p>  <p>Click on the speaker to listen to and repeat the following new words.</p> <ul style="list-style-type: none"> <li>tua - old</li> <li>muda - young</li> <li>tua sekali - very old</li> <li>muda sekali - very young</li> <li>lebih tua dari pada - older than</li> <li>lebih muda dari pada - younger than</li> </ul>	<p>tua - old muda - young tua sekali - very old muda sekali - very young lebih tua dari pada - older than lebih muda dari pada - younger than</p>	<p>Listen to and repeat the following vocabulary</p>
	<p>About me</p>  <p>Click on each of Sari's faces to learn more about her.</p>	<p>Nama saya Sari. = My name is Sari Umur saya sebelas tahun. = I am 11 years old Saya lebih tua dari pada adik laki-laki. Namanya Harto. = I am older than my younger brother. His name is Harto.</p>	<p>Click on the face to hear about each person. Listen and repeat.</p>

Lesson Focus	Slide	Content	Activities
		<p>Saya Ibu Sari. Nama saya Kristina. = I am Sari's mother. My name is Kristina.</p> <p>Umur saya tiga puluh tiga tahun. = I am 33 years old.</p> <p>Saya lebih muda dari pada nenek Sari. Namanya Ria. = I am younger than Sari's grandmother. Her name is Ria.</p>	
		<p>Saya kakak laki-laki Sari. Nama saya Eddi. = I am Sari's older brother. My name is Eddi.</p> <p>Umur saya delapan belas tahun. = I am 18 years old.</p> <p>Saya lebih tua dari pada adik perempuan. Namanya Mita. = I am older than my younger sister. Her name is Mita.</p>	
		<p>Saya kakek Sari. Nama saya Jati. = I am Sari's grandfather. My name is Jati.)</p> <p>Umur saya enam puluh dua tahun. = I am 62 years old.</p> <p>Saya lebih muda dari pada nenek Sari. Namanya Ria. = I am younger than Sari's grandmother. Her name is Ria.</p>	
		<p>Saya supupu Sari. Nama saya Siti. = I am Sari's cousin. My name is Siti.</p> <p>Umur saya sembilan tahun. = I am 9 years old.</p> <p>Saya lebih muda dari pada kakak perempuan Sari. Namanya Eka. = I am younger than Sari's older sister. Her name is Eka.</p>	