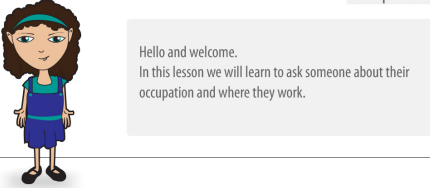

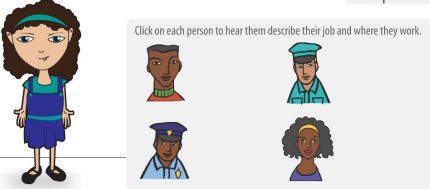

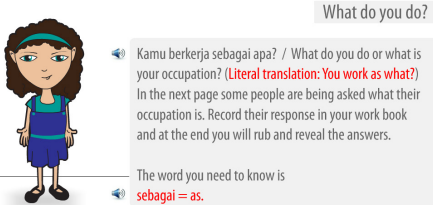




Bahasa Indonesia

Lesson Focus	Slide	Content	Activities
<p>3.UL.1 3.UL.2 3.UL.3</p> <p>Focus - Asking about occupations and describing locations.</p>		<p>Introduction to the unit by Yanti</p>	
		<p>Top left = farmer - <i>Saya petani. Saya bekerja di sawah.</i> = I am a farmer. I work in a rice field. Top right = doctor - <i>Saya dokter. Saya bekerja di rumah sakit.</i> = I am a doctor. I work in a hospital Bottom left = school teacher - <i>Saya guru. Saya bekerja di sekolah dasar.</i> = I am a school teacher. I work in a primary school. Bottom right = taxi driver - <i>Saya sopir taksi. Saya bekerja di kota.</i> = I am a taxi driver. I work in the city.</p>	<p>Click on the picture to hear about their occupations.</p>
		<p>Top left = university student - <i>Saya mahasiswa. Saya belajar di universitas.</i> = I am a university student. I study at university. Top right = postman - <i>Saya tukang pos. Saya bekerja di kantor pos.</i> = I am a postman. I work in a post office. Bottom left = policeman - <i>Saya polisi. Saya bekerja di kantor polisi.</i> = I am a policeman. I work in a police station. Bottom right = sales girl - <i>Saya gadis pelayan toko. Saya bekerja di toko pakaian.</i> I am a sales girl. I work in a clothes shop.</p>	<p>Click on the picture to hear about their occupations.</p>

Bahasa Indonesia

Lesson Focus	Slide	Content	Activities
	 <p>Match the job to the workplace</p>	<p>toko pakaian = sales girl kantor pos = matches with postman kantor polisi = matches with policeman di kota = matches with taxi driver universitas = matches with university student sekolah = matches with teacher rumah sakit = matches with doctor sekolah dasar = matches with primary school student sawah = matches with farmer</p>	<p>Click on the person then click on their occupation. If you have made a correct match a line will link the two.</p>
	 <p>What do you do?</p> <p>Kamu bekerja sebagai apa? / What do you do or what is your occupation? (Literal translation: You work as what?) In the next page some people are being asked what their occupation is. Record their response in your work book and at the end you will rub and reveal the answers.</p> <p>The word you need to know is sebagai = as.</p>	<p>Kamu bekerja sebagai apa? / What do you do or what is your occupation? (Literal translation: You work as what?) Word to know. . . sebagai = as</p>	<p>Click on the speaker to hear the sentence in Indonesian.</p>
	 <p>What do you do?</p> <p>Kamu bekerja sebagai apa?</p> <p>Click on the begin button to find out what these people do.</p> <p>Begin</p>	<p>Some people are being interviewed. Click on the person to hear their question and answer.</p> <p>Kakek Jati - "Saya bekerja sebagai petani." = I work as a farmer Ibu Kristina - "Saya bekerja sebagai dokter." = I work as a doctor Kakak laki-laki Eddi - "Saya bekerja sebagai sopir taksi." = I work as a taxi driver Kakak perempuan Eka - "Saya seorang mahasiswa." = I am a university student Adik laki-laki Harto - "Saya seorang pelajar murid." = I study as a student Paman Riko - "Saya bekerja sebagai sekolah guru." = I work as a school teacher</p>	
	 <p>Match the workplace</p>	<p>rice field = sawah police station = kantor polisi school = sekolah dasar clothes shop = toko pakaian university = universitas hospital = rumah sakit taxi rank = pangkalan taksi school = sekolah dasar post office = kantor pos</p>	<p>Click on the English word and the corresponding Indonesian translation. If you have made a correct match a line will link the two.</p>