




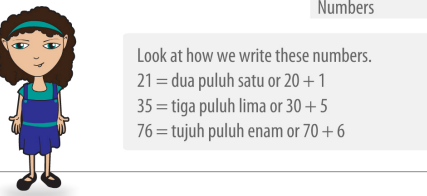
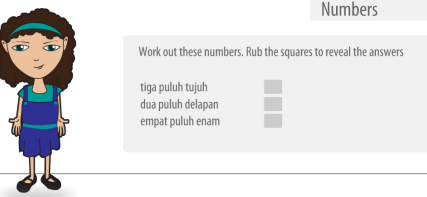
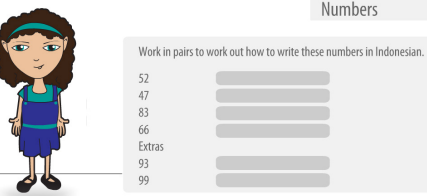


Lesson Focus	Slide	Content	Activities																					
<p>Covers 3.UL.1 3.UL.2 3.UL.3</p> <p>Use the base words 2 – 9 to make 20 – 90</p> <p>e.g: dua puluh = 2 tens = 20 tiga puluh = 3 tens = 30</p>	 <p style="text-align: right;">Numbers 20 - 99</p> <p>In the following lesson we will learn how to say the numbers between 20 and 99</p>	<p>Yanti introduces unit Stage Three Unit, Numbers - 20 to 99</p>																						
	 <p style="text-align: right;">Revision 0 - 19</p> <p>Revise and count from 0 to 19</p> <table border="0"> <tr> <td>0 = nol</td> <td>7 = tujuh</td> <td>14 = empat belas</td> </tr> <tr> <td>1 = satu</td> <td>8 = delapan</td> <td>15 = lima belas</td> </tr> <tr> <td>2 = dua</td> <td>9 = sembilan</td> <td>16 = enam belas</td> </tr> <tr> <td>3 = tiga</td> <td>10 = sepuluh</td> <td>17 = tujuh belas</td> </tr> <tr> <td>4 = empat</td> <td>11 = sebelas</td> <td>18 = delapan belas</td> </tr> <tr> <td>5 = lima</td> <td>12 = dua belas</td> <td>19 = sembilan belas</td> </tr> <tr> <td>6 = enam</td> <td>13 = tiga belas</td> <td></td> </tr> </table>	0 = nol	7 = tujuh	14 = empat belas	1 = satu	8 = delapan	15 = lima belas	2 = dua	9 = sembilan	16 = enam belas	3 = tiga	10 = sepuluh	17 = tujuh belas	4 = empat	11 = sebelas	18 = delapan belas	5 = lima	12 = dua belas	19 = sembilan belas	6 = enam	13 = tiga belas		<p>Students are asked to count to 19.</p>	<p>Revise and count from 1 – 19 as a class.</p> <p>Click the speaker to hear the numbers spoken in Indonesian</p>
	0 = nol	7 = tujuh	14 = empat belas																					
	1 = satu	8 = delapan	15 = lima belas																					
2 = dua	9 = sembilan	16 = enam belas																						
3 = tiga	10 = sepuluh	17 = tujuh belas																						
4 = empat	11 = sebelas	18 = delapan belas																						
5 = lima	12 = dua belas	19 = sembilan belas																						
6 = enam	13 = tiga belas																							
 <p style="text-align: right;">20, 30 and above</p> <p>If sepuluh means 1 ten, how would we write 20, 30, 40 etc?</p> <p>Work out as a class or in small groups how these would be written and then check the next slide.</p>	<p>If sepuluh means 1 ten, How will we write 20, 30, 40 etc?</p>	<p>Work out as a class or small groups how these numbers will be written.</p> <p>The answers will be on the next slide!</p>																						
 <p style="text-align: right;">20, 30 and above</p> <p>How do you think you went? Check your answers then practise saying the numbers.</p> <table border="0"> <tr> <td>20 = <input type="text"/></td> <td>60 = <input type="text"/></td> </tr> <tr> <td>30 = <input type="text"/></td> <td>70 = <input type="text"/></td> </tr> <tr> <td>40 = <input type="text"/></td> <td>80 = <input type="text"/></td> </tr> <tr> <td>50 = <input type="text"/></td> <td>90 = <input type="text"/></td> </tr> </table>	20 = <input type="text"/>	60 = <input type="text"/>	30 = <input type="text"/>	70 = <input type="text"/>	40 = <input type="text"/>	80 = <input type="text"/>	50 = <input type="text"/>	90 = <input type="text"/>	<p>20 = dua puluh      60 = enam puluh 30 = tiga puluh      70 = tujuh puluh 40 = empat puluh    80 = delapan puluh 50 = lima puluh      90 = sembilan puluh</p>	<p>How did you go?</p> <p>Check your answers, then practise saying the numbers by clicking on the speakers.</p>														
20 = <input type="text"/>	60 = <input type="text"/>																							
30 = <input type="text"/>	70 = <input type="text"/>																							
40 = <input type="text"/>	80 = <input type="text"/>																							
50 = <input type="text"/>	90 = <input type="text"/>																							

Lesson Focus	Slide	Content	Activities
		<p>Divide the class into 2 for a "memory competition".            "We will use the numbers 20, 30, 40.....90". Match the Indonesian word to the English word.</p>	<p>Click on the English number then the Indonesian translation. A linking line will appear between matching pairs</p>
		<p>Look at how we write these numbers.</p> <p>21 = dua puluh satu or 20 + 1            35 = tiga puluh lima or 30 + 5            76 = tujuh puluh enam or 70 + 6</p>	<p>Read through with the class</p>
			<p>Work out the number from the Indonesian words. Then rub to reveal the answers</p>
			<p>Work in pairs to work out how to write these numbers in Indonesian.</p> <p>Click on them to hear the pronunciation first.</p> <p>Check your answers by rubbing to reveal them.</p>