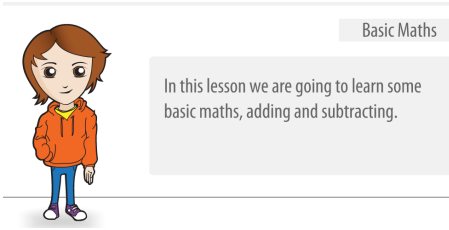
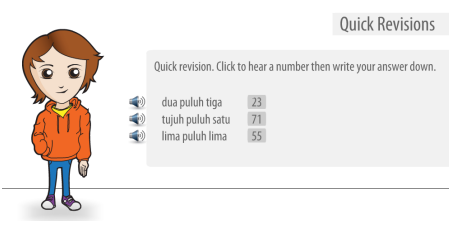

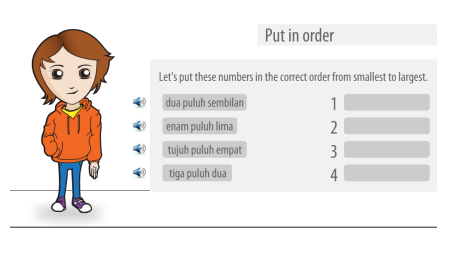
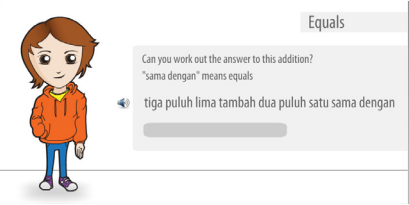
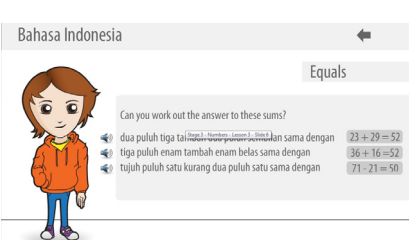


# Bahasa Indonesia

Lesson Focus	Slide	Content	Activities
<p>Covers 3.U1.1 3.U1.2 3.MLC.2</p> <p>The word for equals is “sama dengan”</p> <p>Remember: subtract = kurang add = tambah</p>		<p>Budi introduces unit Stage Three Unit, Numbers - Basic Maths</p>	<p>In this lesson we are going to learn some basic maths, adding and subtracting.</p>
		<p>a) dua puluh tiga b) tujuh puluh satu c) lima puluh lima</p>	<p>Quick revision. Click to hear a number. Write your answer. (You may be able to work in pairs)</p> <p>Rub to reveal the answer</p>
		<p>a) 42 (empat puluh dua) b) 61 (enam puluh satu) c) 78 (tujuh puluh delapan) d) 39 (tiga puluh sembilan)</p>	<p>Try and say these numbers in Indonesian. Click to hear the answer.</p>
		<p>The correct order for the drag and drop are:</p> <p>dua puluh sembilan (1) tiga puluh dua (2) tiga puluh tujuh (3) enam puluh lima (4) tujuh puluh empat (5)</p>	<p>Let's put these numbers in the correct order, from smallest to largest.</p> <p>Can you also work them out?</p>

# Bahasa Indonesia

Lesson Focus	Slide	Content	Activities
		<p>“sama dengan” means equals</p> <p>tiga puluh lima tambah dua puluh satu sama dengan? The answer was 56! or lima puluh enam.</p>	<p>Work out the answer for this addition.</p> <p>tiga puluh lima tambah dua puluh satu sama dengan?</p>
		<p>Can you work out the answer to these sums?</p> <p>a) dua puluh tiga tambah dua puluh sembilan sama dengan <math>23+29=52</math></p> <p>b) tiga puluh enam tambah enam belas sama dengan <math>36+16=52</math></p> <p>c) tujuh puluh satu kurang dua puluh satu sama dengan <math>71-21=50</math></p>	<p>Work out the answer to the sums.</p> <p>Rub to reveal the correct answer</p>