
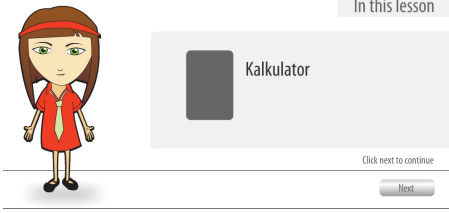
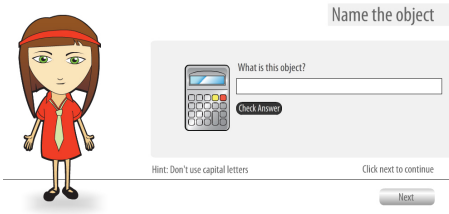



# Bahasa Indonesia

Lesson Focus	Slide	Content	Activities
<p>Covers Outcomes: 3UL-1, 3UL-2 &amp; 3UL-3</p> <p>There are three levels of schooling: 1. Sekolah Dasar – Primary School (6 years)</p>		<p>Arial introduces unit Stage Three Unit, School - School Items</p>	
<p>2. Sekolah Lanjutan Tingkat Pertama – Junior Secondary (3 years)</p> <p>3. Sekolah Menengah Umun – Senior Secondary (3 years)</p> <p>Indonesian students attend 6 days a week Mon - Sat</p>		<p>Review vocabulary of school items:</p> <ul style="list-style-type: none"> <li>Kalkulator- calculator</li> <li>Pena – pen</li> <li>Pensil – pencil</li> <li>Buku latihan – exercise book</li> <li>Spidol – textas</li> <li>Penghapus – eraser</li> <li>Penggaris – ruler</li> <li>Pet – map</li> <li>Peruncing pensil – pencil sharpener</li> <li>Kotak pensil – pencil case</li> <li>Buku harian – diary</li> <li>Tas punggung – backpack</li> <li>Buku – book</li> <li>Stabilo – highlighter</li> <li>Gunting – scissors</li> </ul>	<p>When you click on the object the translation in English appears along with the full colour image. Press next to continue to the next object.</p>

# Bahasa Indonesia

Lesson Focus	Slide	Content	Activities
		<p>Answers are:</p> <ul style="list-style-type: none"> <li>kalkulator</li> <li>pena</li> <li>pensil</li> <li>buku latihan</li> <li>spidol</li> <li>penghapus</li> <li>penggaris</li> <li>peruncing pensil</li> <li>kotak pensil</li> <li>buku harian</li> <li>buku</li> <li>tas punggung</li> <li>stabilo</li> <li>gunting</li> </ul>	<p>Press the translate button to see the correct word.</p>
		<p>Seven matching pairs of cards. One card in English the other in Indonesian, the same image appears on both.</p>	<p>In this game of memory match the indonesian card to the english card to make them dissappear from the screen.</p>