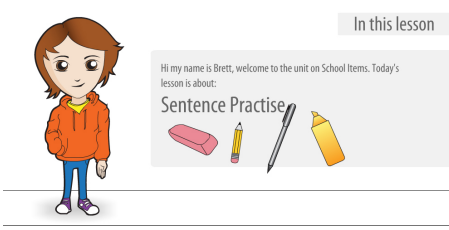
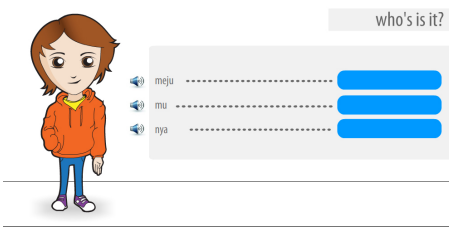
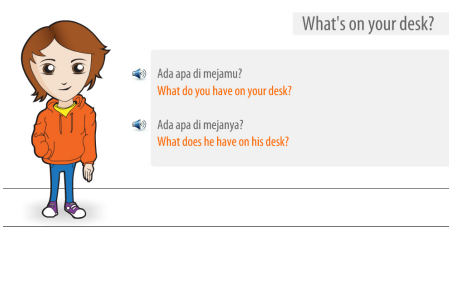
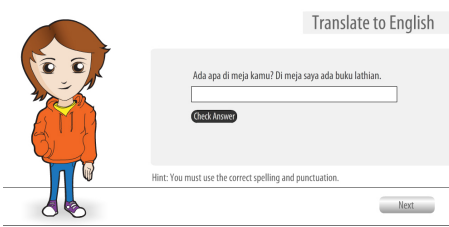


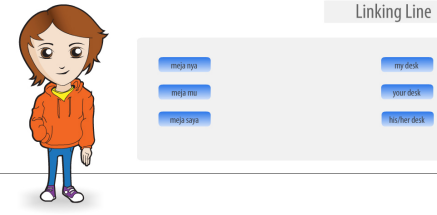

# Bahasa Indonesia

Lesson Focus	Slide	Content	Activities
<p>Outcomes: 3UL2, 3UL3, 3UL4</p> <p>Thew words for 'my', 'your' and his/her go after the object. Meja saya-my desk</p>		<p>Heading Page-Indonesian Stage Three Unit, School: Sentence Practice</p>	
<p>When you want to say 'your' you can use mu. When you want tot say 'his' or 'her' you can use-nya Mejamu-your desk Mejanya-his/her desk</p>		<p>saya = my mu = your nya = his/her</p>	<p>Click the speaker to hear the Indonesian pronunciation.  Rub and Reveal the English Translation</p>
<p>Indonesian has words to show the 'category' of things or people. Buah is a word to describe the common objects or when counting objects. Sebuah buku- one book Dua buah map-two folders</p>		<p>Ada apa di mejamu? What is on your desk? Ada apa di mejanya? What is on his/her desk?</p>	<p>Click the speaker to hear the Indonesian pronunciation.</p>

# Bahasa Indonesia

Lesson Focus	Slide	Content	Activities
		<p>I. Ada apa di meja kamu? Di meja saya ada buku latihan E. What is on your desk? On my desk there is an exercise book</p> <p>I. Ada apa di mejamu? Di meja saya ada tiga pena E. What is on your desk? On my desk there are three pens</p> <p>I. Ada apa di mejanya? Di mejanya ada dua penggaris E. What is on his/her desk? On his/her desk there are two rulers</p> <p>I. Ada apa di menjanya? Di menjanya ada sebuah kotak pensil. E. What is on his/her desk? On his/her desk there is a pencil case</p> <p>I. Ada apa di meja kamu? Di meja saya ada tiga peruncing pensil. E. What do you have on your desk? I have three sharpeners on my desk.</p> <p>I. Ada apa di mejamu? Di meja saya ada buku harian. E. What is on your desk? On my desk there are three sharpeners</p>	<p>Type in the correct English translation for the Indonesian sentences.</p> <p>Correct sentence structure and punctuation must be used.</p> <p>If the translation is wrong two times in a row the correct answer will be given and you can continue.</p>

# Bahasa Indonesia

Lesson Focus	Slide	Content	Activities
		<p>His/her desk      Mejanya            My desk          Mejasaya            Your desk        Meja mu</p>	<p>Click on the Indonesian and the correct English translation to link a line between each of the expressions.</p>
		<p>I. Ada apa di mejamu?            E. What is on your desk?</p> <p>I. Di meja saya ada kotak pensil hitam.            E. I have a black pencil case.</p>	<p>Click the speaker to hear the sentence pronounced in Indonesian then have the students translate into English.</p>