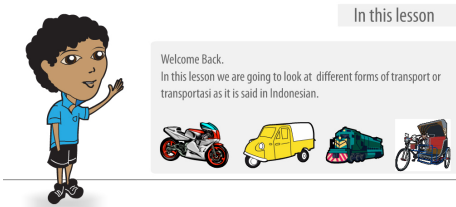
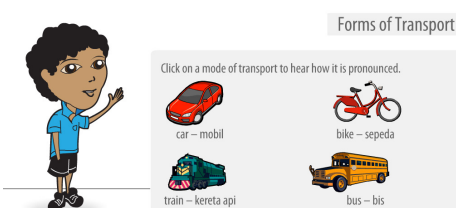
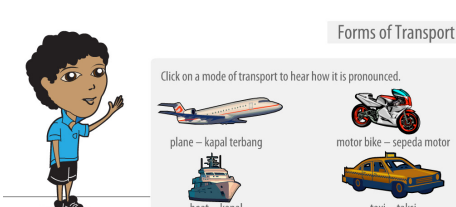
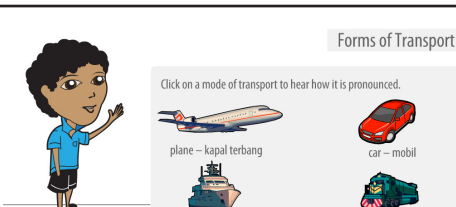
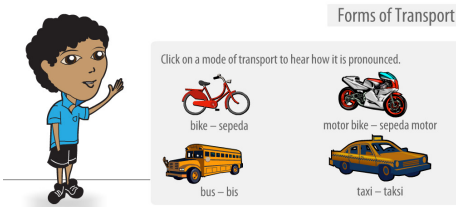

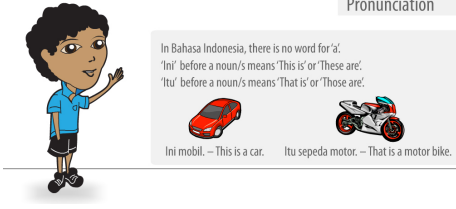
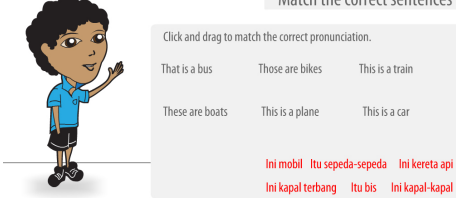


Bahasa Indonesia

Lesson Focus	Slide	Content	Activities
<p>Focus – Introduce common transport vocabulary.</p> <p>Understand the use of ‘ini’ and ‘itu’.</p> <p>In Bahasa Indonesia one way of indicating plural is repeating the noun. eg. mobil-mobil = cars</p>		Ruben introduces unit on Transport	
		car – mobil bus – bis bike – sepeda train – kereta api	Click on picture, listen and repeat.
		plane – pesawat terbang motor bike – sepeda motor walk – berjalan kaki taxi – taksi	Click on picture, listen and repeat.
		car – mobil train – kereta api plane – kapal terbang boat – kapal	Click on picture, listen and repeat.

Lesson Focus	Slide	Content	Activities
		bus – bis bike – sepeda motor bike – sepeda motor taxi – taksi	Click on picture, listen and repeat.
		car – mobil train – kereta api plane – pesawat terbang boat – kapal bus – bis bike – sepeda	Drag to match. Click on word to hear speaker.
		In Bahasa Indonesia, there is no word for 'a'. 'Ini' before a noun/s means 'This is' or 'These are'. 'Itu' before a noun/s means 'That is' or 'Those are'. eg. Ini mobil. – This is a car. Itu sepeda motor. – That is a motor bike.	
		Ini mobil - This is a car. Itu sepeda-sepeda - Those are bikes. Ini kapal terbang - This is a plane. Itu taksi-taksi - Those are taxis. Ini kereta api - This is a train. Itu sepeda motor - That is a motor bike. Itu bis - That is a bus. Ini kapal-kapal - These are boats.	Drag and drop Indonesian sentence to the matching English sentence.