
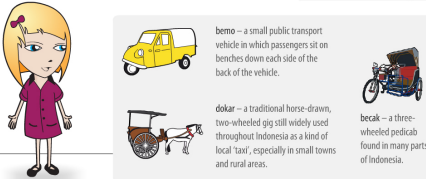

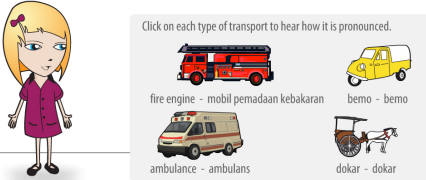
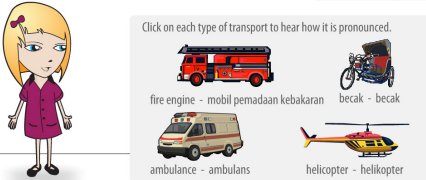
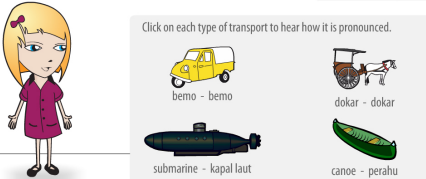




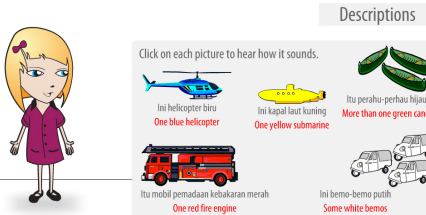
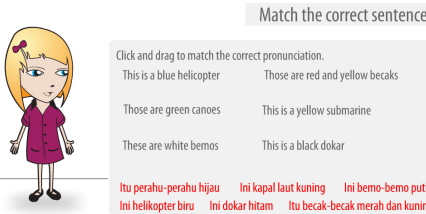
# Bahasa Indonesia

| Lesson Focus  | Slide   | Content   | Activities                                      |
|---|---|---|---|
| <p>Adjectives after the noun.<br/>Introduce additional transport vocabulary including traditional Indonesian transport.</p> | <p>In this lesson</p>  <p>Welcome back.<br/>In this lesson we will learn about some forms of transport common to Indonesia and we will learn how to describe types of transport such as colour.</p>   | <p>Kartini Introduces Lesson two</p>  |   |
|   | <p>Indonesian Transport</p>  <p>bemo – a small public transport vehicle in which passengers sit on benches down each side of the back of the vehicle.</p> <p>dokar – a traditional horse-drawn, two-wheeled gig still widely used throughout Indonesia as a kind of local ‘taxi’, especially in small towns and rural areas.</p> <p>becak – a three-wheeled pedicab found in many parts of Indonesia.</p> | <p>bemo – a small public transport vehicle in which passengers sit on benches down each side of the back of the vehicle.</p> <p>becak – a three-wheeled pedicab found in many parts of Indonesia.</p> <p>dokar – a traditional horse-drawn, cart still widely used throughout Indonesia as a kind of local ‘taxi’, especially in small towns and rural areas.</p> | <p>Click on picture to hear native speaker.</p> |
|   | <p>More Transport</p>  <p>Click on each type of transport to hear how it is pronounced.</p> <p>helicopter - helikopter</p> <p>becak - becak</p> <p>submarine - kapal laut</p> <p>canoe - perahu</p>  | <p>3-wheeled pedicab - becak</p> <p>helicopter - helikopter</p> <p>canoe - perahu</p> <p>submarine - kapal selam</p>  | <p>Click on picture, listen and repeat.</p>     |
|   | <p>More Transport</p>  <p>Click on each type of transport to hear how it is pronounced.</p> <p>fire engine - mobil pemadaman kebakaran</p> <p>bemo - bemo</p> <p>ambulance - ambulans</p> <p>dokar - dokar</p>  | <p>bemo - bemo</p> <p>horse drawn cart - dokar</p> <p>ambulance - ambulans</p> <p>fire engine - mobil pemadam kebakaran</p>   | <p>Click on picture, listen and repeat.</p>     |

# Bahasa Indonesia

| Lesson Focus | Slide   | Content   | Activities   |
|--------------|---|---|--|
|              | <p style="text-align: center;">More Transport</p> <p style="text-align: center;">Click on each type of transport to hear how it is pronounced.</p>  <p>fire engine - mobil pemadaman kebakaran    becak - becak<br/>ambulance - ambulans    helicopter - helikopter</p>   | <p>3-wheeled pedicab - becak<br/>helicopter - helikopter<br/>ambulance - ambulans<br/>fire engine - mobil pemadaman kebakaran</p>   | <p>Click on picture, listen and repeat.</p>  |
|              | <p style="text-align: center;">More Transport</p> <p style="text-align: center;">Click on each type of transport to hear how it is pronounced.</p>  <p>bemo - bemo    dokar - dokar<br/>submarine - kapal laut    canoe - perahu</p>  | <p>bemo - bemo<br/>horse drawn cart - dokar<br/>canoe - perahu<br/>submarine - kapal laut</p>   | <p>Click on picture, listen and repeat.</p>  |
|              | <p style="text-align: center;">Match the names</p> <p style="text-align: center;">Click to link the correct names</p>  <p>becak    ambulans<br/>helicopter    mobil pemadaman kebakaran<br/>canoe    becak<br/>submarine    perahu<br/>bemo    dokar<br/>dokar    helikopter<br/>ambulance    bemo<br/>fire engine    kapal laut</p> | <p>3-wheeled pedicab - becak<br/>helicopter - helikopter<br/>canoe - perahu<br/>submarine - kapal selam<br/>bemo - bemo<br/>horse drawn cart - dokar<br/>ambulance - ambulans<br/>fire engine - mobil pemadam kebakaran</p> | <p>Click on the English word then on the matching Indonesian word to create a linking line between them.</p> |
|              | <p style="text-align: center;">About Nouns</p> <p style="text-align: center;">In Bahasa Indonesia the adjective follows the noun.</p>  <p>Ini mobil biru. - This is a blue car.<br/>Itu taksi-taksi kuning. - These are yellow taxis 'dan' means 'and'</p>  | <p>In Bahasa Indonesia the adjective follows the noun.<br/>Eg. Ini mobil biru. - This is a blue car.<br/>Itu taksi-taksi kuning. - Those are yellow taxis 'dan' means 'and'</p>   | <p>Click on the pictures to hear the sentences.</p>  |

# Bahasa Indonesia

| Lesson Focus   | Slide  | Content  | Activities   |
|--|--|--|--|
| <p>Remember to make a plural in Indonesian the noun can be repeated.<br/>eg. satu mobil (one car)<br/>mobil-mobil (more than one or some cars)</p> |  | <p>(This is a blue helicopter) - Ini helikopter biru.<br/>(This is a yellow submarine) - Ini kapal laut kuning.<br/>(Those are green canoes) - Itu perahu-perahu hijau.<br/>(This is a red fire engine) - Itu mobil pemadaman kebakaran merah.<br/>(These are some white bemos) - Ini bemo-bemo putih.</p> |  |
| <p>“Banyak” is the word used for many/alot of.<br/>eg. Ada banyak mobil. (There are many/a lot of cars.)</p>                                       |  | <p>Ini helikopter biru. - This is a blue helicopter.<br/>Itu perahu-perahu hijau. - Those are green canoes.<br/>Ini kapal laut kuning. - This is a yellow submarine. Ini Bemo-bemo putih. - These are white bemos.<br/>Ini dokar hitam. - This is a black dokar.</p>                                       | <p>Drag the Indonesian sentence to the area below the matching english sentence if you are correct they will snap in position.</p> |