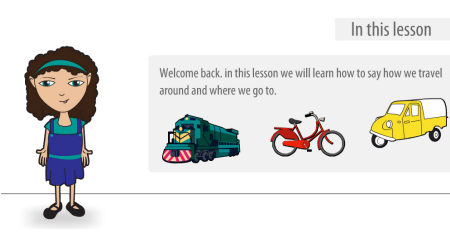
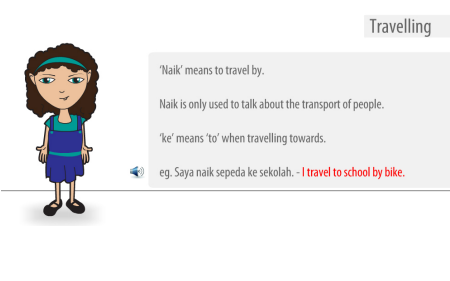
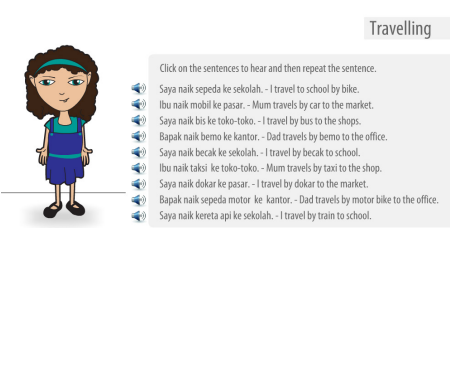
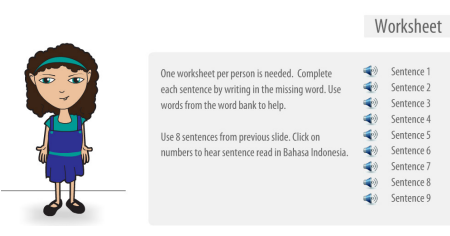


Lesson Focus	Slide	Content	Activities
<p>'Naik' means to travel by. Naik is only used to talk about the transport of people. 'ke' means 'to' when travelling towards. eg. Saya naik sepeda ke sekolah. I travel to school by bike.</p>		<p>Yanti introduces Transport Lesson 4</p>	
		<p>'Naik' means to travel by. Naik is only used to talk about the transport of people. 'ke' means 'to' when travelling towards. eg. Saya naik sepeda ke sekolah. I travel by bike to school. eg. Saya berjalan kaki ke sekolah. I walk to school</p>	<p>Click to Listen</p>
		<p>Saya naik sepeda ke sekolah. - I travel to school by bike. Ibu naik mobil ke pasar. - Mum travels by car to the market. Saya naik bis ke toko-toko. - I travel by bus to the shops. Bapak naik bemo ke kantor. - Dad travels by bemo to the office. Saya naik becak ke sekolah. - I travel by becak to school. Ibu naik taksi ke toko-toko. - Mum travels by taxi to the shop. Saya naik dokar ke pasar. - I travel by dokar to the market. Bapak naik sepeda motor ke kantor. - Dad travels by motor bike to the office. Saya naik kereta api ke sekolah. - I travel by train to school.</p>	<p>Click to Listen</p>
		<p>Word Bank I = saya school = sekolah Mother = Ibu office = kantor Father = Bapak Shops - toko-toko Market - pasar</p>	<p>One worksheet per person is needed. Complete each sentence by writing in the missing word. Use words from the word bank to help.</p>