























Lesson Focus	Slide	Content	Activities
<p>You will need an answer sheet numbered 1 to 20. Write the word in Bahasa Indonesia and the English translation.</p>	 <p style="text-align: center;">In this lesson</p> <p>Its time for your Assessment. You will need an answer sheet numbered 1 to 20.</p> <p>In the next 5 slides, write the word in Bahasa Indonesia and the English translation.</p>	<p>Budi introduces Lesson Five</p>	
	 <p style="text-align: center;">Numbers 1 - 4</p> <p>Write the word in Bahasa Indonesia and the English translation.</p> <div style="display: flex; justify-content: space-around;"> <div style="text-align: center;">  1. </div> <div style="text-align: center;">  3. </div> </div> <div style="display: flex; justify-content: space-around;"> <div style="text-align: center;">  2. </div> <div style="text-align: center;">  4. </div> </div>		<p>Assessment Activity</p>
	 <p style="text-align: center;">Numbers 5 - 8</p> <p>Write the word in Bahasa Indonesia and the English translation.</p> <div style="display: flex; justify-content: space-around;"> <div style="text-align: center;">  5. </div> <div style="text-align: center;">  6. </div> </div> <div style="display: flex; justify-content: space-around;"> <div style="text-align: center;">  7. </div> <div style="text-align: center;">  8. </div> </div>		<p>Assessment Activity</p>
	 <p style="text-align: center;">Numbers 9 - 12</p> <p>Write the word in Bahasa Indonesia and the English translation.</p> <div style="display: flex; justify-content: space-around;"> <div style="text-align: center;">  9. </div> <div style="text-align: center;">  10. </div> </div> <div style="display: flex; justify-content: space-around;"> <div style="text-align: center;">  11. </div> <div style="text-align: center;">  12. </div> </div>		<p>Assessment Activity</p>

Lesson Focus	Slide	Content	Activities
	<p style="text-align: right;">Numbers 13 - 16</p>  <p>Write the word in Bahasa Indonesia and the English translation.</p> 		Assessment Activity
	<p style="text-align: right;">Numbers 17 - 20</p>  <p>Write the word in Bahasa Indonesia and the English translation.</p> <p>17. Itu bis-bis 18. Ini mobil biru 19. Saya naik sepeda ke sekolah 20. An interesting fact that I have learnt</p>		Assessment Activity
	<p style="text-align: right;">Assessment Answers</p>  <p>How did you go? Rub and reveal to find out if you were correct!</p> <ol style="list-style-type: none"> 1. _____ 2. _____ 3. _____ 4. _____ 5. _____ 6. _____ 7. _____ 8. _____ 9. _____ 10. _____ 	<p>Bis - bus Mobil - car Sepeda - bike Dokar - horse drawn cart Ambulans - ambulance mobil pemadam kebakaran - fire engine kapal selam - submarine bemo - bemo taksi - taxi helikopter - helicopter kereta api - train kapal terbang - plane perahu - canoe sepeda motor - motor bike becak - 3-wheeled pedicab kapal - boat</p>	Answers for slides 1,2,3,4

Lesson Focus	Slide	Content	Activities
	 <p>Assessment Answers</p> <p>How did you go? Rub and reveal to find out if you were correct!</p> <p>11. _____</p> <p>12. _____</p> <p>13. _____</p> <p>14. _____</p> <p>15. _____</p> <p>16. _____</p>	<p>kereta api = train kapal terbang = plane perahu = canoe sepeda motor = motor bike becak = 3-wheeled pedicab kapal = boat</p>	<p>Answers to Slide 5.</p>
	 <p>Assessment Answers</p> <p>How did you go? Rub and reveal to find out if you were correct!</p> <p>17. _____</p> <p>18. _____</p> <p>19. _____</p>	<p>Itu bis-bis. - Those are buses. Ini mobil biru. - This is a blue car. Saya naik sepeda ke sekolah. - I travel by bike to school.</p>	<p>Answers to Slide 6</p>