
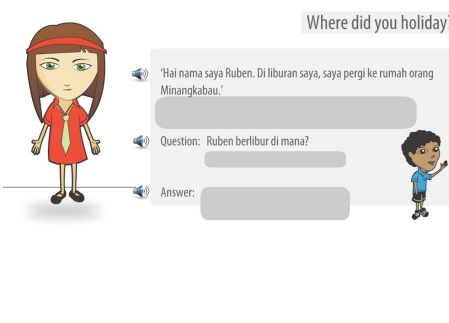



Bahasa Indonesia

Lesson Focus	Slide	Content	Activities
<p>3.U1.1 ; 3.MLC.1</p> <p>Kamu berlibur di mana? Where did you holiday?</p>		<p>Arial introduces how to ask and describe where did you holiday?</p>	
		<p>beautiful = indah volcano = gunung api historical building = gedung bersejarah west = barat east = timur animal = binatang puppet show = pertunjukan wayang on top = di atas</p>	<p>Click on the English word and the corresponding Indonesian translation. When you are correct a line will link the two.</p>
		<p>eg. 'Hai nama saya Anton. Pada waktu liburan saya, saya pergi ke monument nasional. = Hello my name is Anton. On my holiday, I went to a national monument. Question: Anton berlibur di mana? = Where did Anton go for his holiday? Answer: Anton berlibur di Jakarta. = Anton went for a holiday in Jakarta.</p>	<p>Listen to these students talk about their holiday, and answer the questions. Refer to information gained from Lesson One and your word bank to help figure out where they went.</p>
		<p>Hai, nama saya Budi. Pada waktu liburan saya, saya pergi ke danau berwarna merah tua. = Hi, my name is Budi. On my holiday I went to the dark red lake. Question: Budi berlibur di mana? = Where did Budi go for his holiday? Answer: Budi berlibur Danau Kelimutu. = Budi went to Lake Kelimutu.</p>	<p>Click to hear the words in Indonesian. Rub to reveal the correct translation.</p>

Bahasa Indonesia

Lesson Focus	Slide	Content	Activities
	 <p>Where did you holiday?</p> <p>'Hai nama saya Kartini. Di liburan saya, saya pergi ke pusat-pusat pertokoan.'</p> <p>Question: Kartini berlibur di mana?</p> <p>Answer:</p>	<p>Hai, nama saya Kartini. Pada waktu liburan saya, saya pergi ke pusat pertokoan. = Hi, my name is Kartini. On my holiday I went to shopping center.</p> <p>Question: Kartini berlibur di mana? = Where did Kartini go for her holiday?</p> <p>Answer: Kartini berlibur di Jakarta. = Kartini went to Jakarta.</p>	<p>Click to hear the words in Indonesian.</p> <p>Rub to reveal the correct translation.</p>
	 <p>Where did you holiday?</p> <p>'Hai nama saya Ruben. Di liburan saya, saya pergi ke rumah orang Minangkabau.'</p> <p>Question: Ruben berlibur di mana?</p> <p>Answer:</p>	<p>Hai, nama saya Ruben. Pada waktu liburan saya, saya pergi ke rumah orang Minangkabau. = Hi, my name is Ruben. On my holiday I went to the home of the Minangkabau people.</p> <p>Question: Ruben berlibur di mana? = Where did Ruben go for his holiday?</p> <p>Answer: Ruben berlibur di Sumatra Barat. = Ruben went to West Sumatra.</p>	<p>Click to hear the words in Indonesian.</p> <p>Rub to reveal the correct translation.</p>
	 <p>Where did you holiday?</p> <p>'Hai nama saya Yanti. Di liburan saya, saya pergi melihat binatang besar. Binatang ini suka makan kambing dan ayam.'</p> <p>Question: Yanti berlibur di mana?</p> <p>Answer:</p>	<p>Hai, nama saya Yanti. Pada waktu liburan saya, saya pergi melihat binatang besar. Binatang ini suka makan kambing dan ayam = Hi, my name is Yanti. On my holiday I went to see some big animals. These animals eat like to eat goat and chicken.</p> <p>Question: Yanti berlibur di mana? = Where did Yanti go for her holiday?</p> <p>Answer: Yanti berlibur di Jakarta. = Yanti went to Komodo Island.</p>	<p>Click to hear the words in Indonesian.</p> <p>Rub to reveal the correct translation.</p>