




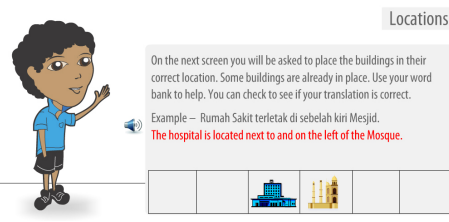







# Bahasa Indonesia

Lesson Focus	Slide	Content	Activities																
<p>3.U.L.1; 3.U.L.2; 3.U.L.3;3.U.L.4; 3.M.LC.2</p> <p>Indicating location</p>	<p style="text-align: right;">Indicating Locations</p>  <p>Welcome back. In this lesson we are going to learn how to ask and tell directions, we will also learn how identify different types of buildings.</p>	<p>Ruben introduces how to indicate a location</p>																	
	<p style="text-align: right;">Word Bank</p>  <p>This is a list of new words to add to your word bank. You may have come across some of them before in other units.</p> <ul style="list-style-type: none"> <li>di sebelah - next to, beside</li> <li>di depan - in front of</li> <li>di sudut - the corner</li> <li>di antara - between</li> <li>jauh - far</li> <li>di dekat - near</li> <li>kiri - left</li> <li>kanan - right</li> <li>terletak - is located</li> <li>jalan - street</li> </ul>	<p>di sebelah = next to, beside                      di sudut = on the corner                      jauh = far                      kiri = left                      terletak = is located</p> <p>di depan = in front of                      di antara = between                      di dekat = near                      kanan = right                      jalan = street</p>	<p>Click on the speaker to hear the Indonesian pronunciation.</p>																
	<p style="text-align: right;">Match Up</p>  <table border="0" style="width: 100%;"> <tr> <td>di sebelah</td> <td>left</td> </tr> <tr> <td>di depan</td> <td>right</td> </tr> <tr> <td>di sudut</td> <td>next to, beside</td> </tr> <tr> <td>di antara</td> <td>on the corner</td> </tr> <tr> <td>jauh</td> <td>near</td> </tr> <tr> <td>di dekat</td> <td>in front of</td> </tr> <tr> <td>kiri</td> <td>far</td> </tr> <tr> <td>kanan</td> <td>between</td> </tr> </table>	di sebelah	left	di depan	right	di sudut	next to, beside	di antara	on the corner	jauh	near	di dekat	in front of	kiri	far	kanan	between	<p>Answers as above</p>	<p>Click on the Indonesian and the corresponding English translation. A line will link the matching pair when correct.</p>
	di sebelah	left																	
di depan	right																		
di sudut	next to, beside																		
di antara	on the corner																		
jauh	near																		
di dekat	in front of																		
kiri	far																		
kanan	between																		
<p style="text-align: right;">Names of Buildings</p>  <p>Click on each building to see what type it is and how to pronounce it.</p> 	<p>hospital= Rumah Sakit      mosque – Mesjid;                      post office – Kantor Pos      chemist – Apotik                      photo shop – Toko foto      church – Gereja;                      restaurant –Rumah Makan      cinema – Bioskop                      service station – Pompa Bensin                      clothing shop – Toko Pakaian;                      swimming pool – Kolam Renang</p>	<p>Click on the building to hear the name in Indonesian. The English name will be shown when you rollover the building.</p>																	

# Bahasa Indonesia

Lesson Focus	Slide	Content	Activities
		<p>Rumah Sakit terletak di sebelah kiri Masjid. = The hospital is located next to and on the left of the Mosque.</p>	<p>Click the speaker to hear the sentence in Indonesian</p>
		<p>Kantor pos terletak di sudut. = The Post Office is located on the corner</p>	<p>Place the post office in the correct location on the map. It will snap in place when correct.</p>
		<p>Apotik terletak di sebelah rumah sakit = The chemist is located next to the hospital</p>	<p>Place the chemist in the correct location on the map. It will snap in place when correct.</p>
		<p>Toko foto terletak di Jalan Sudirman di sebelah Kantor Pos. = The photo shop is located in Sudirman Street beside/next to the Post Office.</p>	<p>Place the photo shop in the correct location on the map. It will snap in place when correct.</p>

# Bahasa Indonesia

Lesson Focus	Slide	Content	Activities
		<p>Rumah makan terletak di sebelah kiri Apotek. = The restaurant is located beside and to the left of the chemist</p>	<p>Place the restaurant in the correct location on the map.  It will snap in place when correct.</p>
		<p>Can you write your own description of where Toko Pakaian is? Start with something simple and make it harder.</p>	<p>Student will write their own descriptions for how to find the Photo Shop is.</p>